



## Full wwPDB EM Validation Report ⓘ

Nov 20, 2022 – 06:47 am GMT

PDB ID : 6HCR  
EMDB ID : EMD-0198  
Title : Synthetic Self-assembling ADDomer Platform for Highly Efficient Vaccination  
by Genetically-encoded Multi-epitope Display  
Authors : Bufton, J.C.; Berger, I.; Schaffitzel, C.; Garzoni, F.; Rabi, F.A.  
Deposited on : 2018-08-16  
Resolution : 3.50 Å(reported)  
Based on initial model : 4AR2

This is a Full wwPDB EM Validation Report for a publicly released PDB entry.

We welcome your comments at [validation@mail.wwpdb.org](mailto:validation@mail.wwpdb.org)

A user guide is available at

<https://www.wwpdb.org/validation/2017/EMValidationReportHelp>

with specific help available everywhere you see the ⓘ symbol.

The types of validation reports are described at

<http://www.wwpdb.org/validation/2017/FAQs#types>.

---

The following versions of software and data (see [references ⓘ](#)) were used in the production of this report:

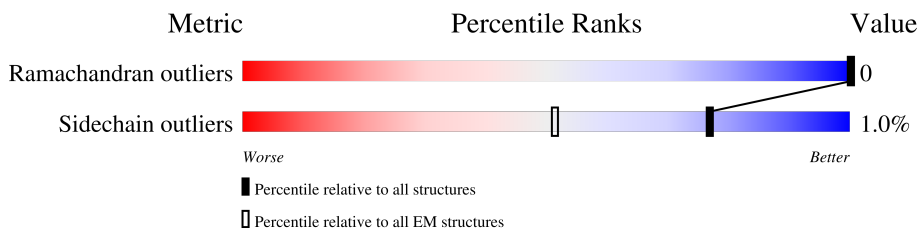
EMDB validation analysis : 0.0.1.dev43  
MolProbity : 4.02b-467  
Percentile statistics : 20191225.v01 (using entries in the PDB archive December 25th 2019)  
MapQ : 1.9.9  
Ideal geometry (proteins) : Engh & Huber (2001)  
Ideal geometry (DNA, RNA) : Parkinson et al. (1996)  
Validation Pipeline (wwPDB-VP) : 2.31.2

# 1 Overall quality at a glance i

The following experimental techniques were used to determine the structure:  
*ELECTRON MICROSCOPY*

The reported resolution of this entry is 3.50 Å.

Percentile scores (ranging between 0-100) for global validation metrics of the entry are shown in the following graphic. The table shows the number of entries on which the scores are based.



Metric	Whole archive (#Entries)	EM structures (#Entries)
Ramachandran outliers	154571	4023
Sidechain outliers	154315	3826

The table below summarises the geometric issues observed across the polymeric chains and their fit to the map. The red, orange, yellow and green segments of the bar indicate the fraction of residues that contain outliers for  $\geq 3$ , 2, 1 and 0 types of geometric quality criteria respectively. A grey segment represents the fraction of residues that are not modelled. The numeric value for each fraction is indicated below the corresponding segment, with a dot representing fractions  $\leq 5\%$ . The upper red bar (where present) indicates the fraction of residues that have poor fit to the EM map (all-atom inclusion  $< 40\%$ ). The numeric value is given above the bar.

Mol	Chain	Length	Quality of chain
1	1	559	 9% 78% 21%
1	2	559	 9% 78% 21%
1	3	559	 8% 78% 21%
1	4	559	 8% 78% 21%
1	5	559	 9% 78% 21%
1	6	559	 8% 78% 21%
1	7	559	 8% 78% 21%
1	8	559	 8% 78% 21%
1	9	559	 8% 78% 21%

Continued on next page...

Continued from previous page...

Mol	Chain	Length	Quality of chain		
1	A	559	8%	78%	21%
1	B	559	8%	78%	21%
1	C	559	8%	78%	21%
1	D	559	8%	78%	21%
1	E	559	8%	78%	21%
1	F	559	8%	78%	21%
1	G	559	8%	78%	21%
1	H	559	8%	78%	21%
1	I	559	8%	78%	21%
1	J	559	8%	78%	21%
1	K	559	9%	78%	21%
1	L	559	8%	78%	21%
1	M	559	8%	78%	21%
1	N	559	8%	78%	21%
1	O	559	9%	78%	21%
1	P	559	8%	78%	21%
1	Q	559	9%	78%	21%
1	R	559	8%	78%	21%
1	S	559	8%	78%	21%
1	T	559	8%	78%	21%
1	V	559	8%	78%	21%
1	W	559	9%	78%	21%
1	X	559	8%	78%	21%
1	Y	559	8%	78%	21%
1	Z	559	9%	78%	21%


Continued on next page...

Continued from previous page...

Mol	Chain	Length	Quality of chain		
1	a	559	8%	78%	21%
1	b	559	9%	78%	21%
1	c	559	8%	78%	21%
1	d	559	8%	78%	21%
1	e	559	8%	78%	21%
1	f	559	8%	78%	21%
1	g	559	8%	78%	21%
1	h	559	8%	78%	21%
1	i	559	8%	78%	21%
1	j	559	8%	78%	21%
1	k	559	8%	78%	21%
1	l	559	8%	78%	21%
1	m	559	8%	78%	21%
1	n	559	8%	78%	21%
1	o	559	8%	78%	21%
1	p	559	9%	78%	21%
1	q	559	8%	78%	21%
1	r	559	8%	78%	21%
1	s	559	9%	78%	21%
1	t	559	8%	78%	21%
1	u	559	8%	78%	21%
1	v	559	9%	78%	21%
1	w	559	8%	78%	21%
1	x	559	8%	78%	21%
1	y	559	8%	78%	21%

Continued on next page...

*Continued from previous page...*

Mol	Chain	Length	Quality of chain
1	z	559	 <p>8% 78% 21%</p>

## 2 Entry composition [i](#)

There is only 1 type of molecule in this entry. The entry contains 213720 atoms, of which 0 are hydrogens and 0 are deuteriums.

In the tables below, the AltConf column contains the number of residues with at least one atom in alternate conformation and the Trace column contains the number of residues modelled with at most 2 atoms.

- Molecule 1 is a protein called Penton protein.

Mol	Chain	Residues	Atoms					AltConf	Trace
			Total	C	N	O	S		
1	z	441	3562	2255	612	681	14	0	0
1	A	441	3562	2255	612	681	14	0	0
1	B	441	3562	2255	612	681	14	0	0
1	C	441	3562	2255	612	681	14	0	0
1	D	441	3562	2255	612	681	14	0	0
1	E	441	3562	2255	612	681	14	0	0
1	F	441	3562	2255	612	681	14	0	0
1	G	441	3562	2255	612	681	14	0	0
1	H	441	3562	2255	612	681	14	0	0
1	I	441	3562	2255	612	681	14	0	0
1	J	441	3562	2255	612	681	14	0	0
1	K	441	3562	2255	612	681	14	0	0
1	L	441	3562	2255	612	681	14	0	0
1	M	441	3562	2255	612	681	14	0	0
1	N	441	3562	2255	612	681	14	0	0
1	O	441	3562	2255	612	681	14	0	0
1	P	441	3562	2255	612	681	14	0	0

*Continued on next page...*

*Continued from previous page...*

Mol	Chain	Residues	Atoms					AltConf	Trace
1	Q	441	Total	C	N	O	S	0	0
			3562	2255	612	681	14		
1	R	441	Total	C	N	O	S	0	0
			3562	2255	612	681	14		
1	S	441	Total	C	N	O	S	0	0
			3562	2255	612	681	14		
1	T	441	Total	C	N	O	S	0	0
			3562	2255	612	681	14		
1	V	441	Total	C	N	O	S	0	0
			3562	2255	612	681	14		
1	W	441	Total	C	N	O	S	0	0
			3562	2255	612	681	14		
1	X	441	Total	C	N	O	S	0	0
			3562	2255	612	681	14		
1	Y	441	Total	C	N	O	S	0	0
			3562	2255	612	681	14		
1	Z	441	Total	C	N	O	S	0	0
			3562	2255	612	681	14		
1	a	441	Total	C	N	O	S	0	0
			3562	2255	612	681	14		
1	b	441	Total	C	N	O	S	0	0
			3562	2255	612	681	14		
1	c	441	Total	C	N	O	S	0	0
			3562	2255	612	681	14		
1	d	441	Total	C	N	O	S	0	0
			3562	2255	612	681	14		
1	e	441	Total	C	N	O	S	0	0
			3562	2255	612	681	14		
1	f	441	Total	C	N	O	S	0	0
			3562	2255	612	681	14		
1	g	441	Total	C	N	O	S	0	0
			3562	2255	612	681	14		
1	h	441	Total	C	N	O	S	0	0
			3562	2255	612	681	14		
1	i	441	Total	C	N	O	S	0	0
			3562	2255	612	681	14		
1	j	441	Total	C	N	O	S	0	0
			3562	2255	612	681	14		
1	k	441	Total	C	N	O	S	0	0
			3562	2255	612	681	14		
1	l	441	Total	C	N	O	S	0	0
			3562	2255	612	681	14		

*Continued on next page...*

*Continued from previous page...*

Mol	Chain	Residues	Atoms					AltConf	Trace
1	m	441	Total	C	N	O	S	0	0
			3562	2255	612	681	14		
1	n	441	Total	C	N	O	S	0	0
			3562	2255	612	681	14		
1	o	441	Total	C	N	O	S	0	0
			3562	2255	612	681	14		
1	p	441	Total	C	N	O	S	0	0
			3562	2255	612	681	14		
1	q	441	Total	C	N	O	S	0	0
			3562	2255	612	681	14		
1	r	441	Total	C	N	O	S	0	0
			3562	2255	612	681	14		
1	s	441	Total	C	N	O	S	0	0
			3562	2255	612	681	14		
1	t	441	Total	C	N	O	S	0	0
			3562	2255	612	681	14		
1	u	441	Total	C	N	O	S	0	0
			3562	2255	612	681	14		
1	v	441	Total	C	N	O	S	0	0
			3562	2255	612	681	14		
1	w	441	Total	C	N	O	S	0	0
			3562	2255	612	681	14		
1	x	441	Total	C	N	O	S	0	0
			3562	2255	612	681	14		
1	y	441	Total	C	N	O	S	0	0
			3562	2255	612	681	14		
1	1	441	Total	C	N	O	S	0	0
			3562	2255	612	681	14		
1	2	441	Total	C	N	O	S	0	0
			3562	2255	612	681	14		
1	3	441	Total	C	N	O	S	0	0
			3562	2255	612	681	14		
1	4	441	Total	C	N	O	S	0	0
			3562	2255	612	681	14		
1	5	441	Total	C	N	O	S	0	0
			3562	2255	612	681	14		
1	6	441	Total	C	N	O	S	0	0
			3562	2255	612	681	14		
1	7	441	Total	C	N	O	S	0	0
			3562	2255	612	681	14		
1	8	441	Total	C	N	O	S	0	0
			3562	2255	612	681	14		

*Continued on next page...*



*Continued from previous page...*

Mol	Chain	Residues	Atoms					AltConf	Trace
			Total	C	N	O	S		
1	9	441	3562	2255	612	681	14	0	0

There are 900 discrepancies between the modelled and reference sequences:

Chain	Residue	Modelled	Actual	Comment	Reference
z	157	GLU	-	insertion	UNP Q2Y0H9
z	158	PHE	-	insertion	UNP Q2Y0H9
z	161	VAL	-	insertion	UNP Q2Y0H9
z	162	ASN	-	insertion	UNP Q2Y0H9
z	163	ASP	-	insertion	UNP Q2Y0H9
z	164	GLY	-	insertion	UNP Q2Y0H9
z	165	PRO	-	insertion	UNP Q2Y0H9
z	318	ALA	-	insertion	UNP Q2Y0H9
z	319	ARG	-	insertion	UNP Q2Y0H9
z	333	ASP	-	insertion	UNP Q2Y0H9
z	334	VAL	-	insertion	UNP Q2Y0H9
z	347	GLU	-	insertion	UNP Q2Y0H9
z	348	LEU	-	insertion	UNP Q2Y0H9
z	361	SER	-	insertion	UNP Q2Y0H9
z	362	ARG	-	insertion	UNP Q2Y0H9
A	157	GLU	-	insertion	UNP Q2Y0H9
A	158	PHE	-	insertion	UNP Q2Y0H9
A	161	VAL	-	insertion	UNP Q2Y0H9
A	162	ASN	-	insertion	UNP Q2Y0H9
A	163	ASP	-	insertion	UNP Q2Y0H9
A	164	GLY	-	insertion	UNP Q2Y0H9
A	165	PRO	-	insertion	UNP Q2Y0H9
A	318	ALA	-	insertion	UNP Q2Y0H9
A	319	ARG	-	insertion	UNP Q2Y0H9
A	333	ASP	-	insertion	UNP Q2Y0H9
A	334	VAL	-	insertion	UNP Q2Y0H9
A	347	GLU	-	insertion	UNP Q2Y0H9
A	348	LEU	-	insertion	UNP Q2Y0H9
A	361	SER	-	insertion	UNP Q2Y0H9
A	362	ARG	-	insertion	UNP Q2Y0H9
B	157	GLU	-	insertion	UNP Q2Y0H9
B	158	PHE	-	insertion	UNP Q2Y0H9
B	161	VAL	-	insertion	UNP Q2Y0H9
B	162	ASN	-	insertion	UNP Q2Y0H9
B	163	ASP	-	insertion	UNP Q2Y0H9
B	164	GLY	-	insertion	UNP Q2Y0H9

*Continued on next page...*

*Continued from previous page...*

Chain	Residue	Modelled	Actual	Comment	Reference
B	165	PRO	-	insertion	UNP Q2Y0H9
B	318	ALA	-	insertion	UNP Q2Y0H9
B	319	ARG	-	insertion	UNP Q2Y0H9
B	333	ASP	-	insertion	UNP Q2Y0H9
B	334	VAL	-	insertion	UNP Q2Y0H9
B	347	GLU	-	insertion	UNP Q2Y0H9
B	348	LEU	-	insertion	UNP Q2Y0H9
B	361	SER	-	insertion	UNP Q2Y0H9
B	362	ARG	-	insertion	UNP Q2Y0H9
C	157	GLU	-	insertion	UNP Q2Y0H9
C	158	PHE	-	insertion	UNP Q2Y0H9
C	161	VAL	-	insertion	UNP Q2Y0H9
C	162	ASN	-	insertion	UNP Q2Y0H9
C	163	ASP	-	insertion	UNP Q2Y0H9
C	164	GLY	-	insertion	UNP Q2Y0H9
C	165	PRO	-	insertion	UNP Q2Y0H9
C	318	ALA	-	insertion	UNP Q2Y0H9
C	319	ARG	-	insertion	UNP Q2Y0H9
C	333	ASP	-	insertion	UNP Q2Y0H9
C	334	VAL	-	insertion	UNP Q2Y0H9
C	347	GLU	-	insertion	UNP Q2Y0H9
C	348	LEU	-	insertion	UNP Q2Y0H9
C	361	SER	-	insertion	UNP Q2Y0H9
C	362	ARG	-	insertion	UNP Q2Y0H9
D	157	GLU	-	insertion	UNP Q2Y0H9
D	158	PHE	-	insertion	UNP Q2Y0H9
D	161	VAL	-	insertion	UNP Q2Y0H9
D	162	ASN	-	insertion	UNP Q2Y0H9
D	163	ASP	-	insertion	UNP Q2Y0H9
D	164	GLY	-	insertion	UNP Q2Y0H9
D	165	PRO	-	insertion	UNP Q2Y0H9
D	318	ALA	-	insertion	UNP Q2Y0H9
D	319	ARG	-	insertion	UNP Q2Y0H9
D	333	ASP	-	insertion	UNP Q2Y0H9
D	334	VAL	-	insertion	UNP Q2Y0H9
D	347	GLU	-	insertion	UNP Q2Y0H9
D	348	LEU	-	insertion	UNP Q2Y0H9
D	361	SER	-	insertion	UNP Q2Y0H9
D	362	ARG	-	insertion	UNP Q2Y0H9
E	157	GLU	-	insertion	UNP Q2Y0H9
E	158	PHE	-	insertion	UNP Q2Y0H9
E	161	VAL	-	insertion	UNP Q2Y0H9

*Continued on next page...*

*Continued from previous page...*

Chain	Residue	Modelled	Actual	Comment	Reference
E	162	ASN	-	insertion	UNP Q2Y0H9
E	163	ASP	-	insertion	UNP Q2Y0H9
E	164	GLY	-	insertion	UNP Q2Y0H9
E	165	PRO	-	insertion	UNP Q2Y0H9
E	318	ALA	-	insertion	UNP Q2Y0H9
E	319	ARG	-	insertion	UNP Q2Y0H9
E	333	ASP	-	insertion	UNP Q2Y0H9
E	334	VAL	-	insertion	UNP Q2Y0H9
E	347	GLU	-	insertion	UNP Q2Y0H9
E	348	LEU	-	insertion	UNP Q2Y0H9
E	361	SER	-	insertion	UNP Q2Y0H9
E	362	ARG	-	insertion	UNP Q2Y0H9
F	157	GLU	-	insertion	UNP Q2Y0H9
F	158	PHE	-	insertion	UNP Q2Y0H9
F	161	VAL	-	insertion	UNP Q2Y0H9
F	162	ASN	-	insertion	UNP Q2Y0H9
F	163	ASP	-	insertion	UNP Q2Y0H9
F	164	GLY	-	insertion	UNP Q2Y0H9
F	165	PRO	-	insertion	UNP Q2Y0H9
F	318	ALA	-	insertion	UNP Q2Y0H9
F	319	ARG	-	insertion	UNP Q2Y0H9
F	333	ASP	-	insertion	UNP Q2Y0H9
F	334	VAL	-	insertion	UNP Q2Y0H9
F	347	GLU	-	insertion	UNP Q2Y0H9
F	348	LEU	-	insertion	UNP Q2Y0H9
F	361	SER	-	insertion	UNP Q2Y0H9
F	362	ARG	-	insertion	UNP Q2Y0H9
G	157	GLU	-	insertion	UNP Q2Y0H9
G	158	PHE	-	insertion	UNP Q2Y0H9
G	161	VAL	-	insertion	UNP Q2Y0H9
G	162	ASN	-	insertion	UNP Q2Y0H9
G	163	ASP	-	insertion	UNP Q2Y0H9
G	164	GLY	-	insertion	UNP Q2Y0H9
G	165	PRO	-	insertion	UNP Q2Y0H9
G	318	ALA	-	insertion	UNP Q2Y0H9
G	319	ARG	-	insertion	UNP Q2Y0H9
G	333	ASP	-	insertion	UNP Q2Y0H9
G	334	VAL	-	insertion	UNP Q2Y0H9
G	347	GLU	-	insertion	UNP Q2Y0H9
G	348	LEU	-	insertion	UNP Q2Y0H9
G	361	SER	-	insertion	UNP Q2Y0H9
G	362	ARG	-	insertion	UNP Q2Y0H9

*Continued on next page...*

*Continued from previous page...*

Chain	Residue	Modelled	Actual	Comment	Reference
H	157	GLU	-	insertion	UNP Q2Y0H9
H	158	PHE	-	insertion	UNP Q2Y0H9
H	161	VAL	-	insertion	UNP Q2Y0H9
H	162	ASN	-	insertion	UNP Q2Y0H9
H	163	ASP	-	insertion	UNP Q2Y0H9
H	164	GLY	-	insertion	UNP Q2Y0H9
H	165	PRO	-	insertion	UNP Q2Y0H9
H	318	ALA	-	insertion	UNP Q2Y0H9
H	319	ARG	-	insertion	UNP Q2Y0H9
H	333	ASP	-	insertion	UNP Q2Y0H9
H	334	VAL	-	insertion	UNP Q2Y0H9
H	347	GLU	-	insertion	UNP Q2Y0H9
H	348	LEU	-	insertion	UNP Q2Y0H9
H	361	SER	-	insertion	UNP Q2Y0H9
H	362	ARG	-	insertion	UNP Q2Y0H9
I	157	GLU	-	insertion	UNP Q2Y0H9
I	158	PHE	-	insertion	UNP Q2Y0H9
I	161	VAL	-	insertion	UNP Q2Y0H9
I	162	ASN	-	insertion	UNP Q2Y0H9
I	163	ASP	-	insertion	UNP Q2Y0H9
I	164	GLY	-	insertion	UNP Q2Y0H9
I	165	PRO	-	insertion	UNP Q2Y0H9
I	318	ALA	-	insertion	UNP Q2Y0H9
I	319	ARG	-	insertion	UNP Q2Y0H9
I	333	ASP	-	insertion	UNP Q2Y0H9
I	334	VAL	-	insertion	UNP Q2Y0H9
I	347	GLU	-	insertion	UNP Q2Y0H9
I	348	LEU	-	insertion	UNP Q2Y0H9
I	361	SER	-	insertion	UNP Q2Y0H9
I	362	ARG	-	insertion	UNP Q2Y0H9
J	157	GLU	-	insertion	UNP Q2Y0H9
J	158	PHE	-	insertion	UNP Q2Y0H9
J	161	VAL	-	insertion	UNP Q2Y0H9
J	162	ASN	-	insertion	UNP Q2Y0H9
J	163	ASP	-	insertion	UNP Q2Y0H9
J	164	GLY	-	insertion	UNP Q2Y0H9
J	165	PRO	-	insertion	UNP Q2Y0H9
J	318	ALA	-	insertion	UNP Q2Y0H9
J	319	ARG	-	insertion	UNP Q2Y0H9
J	333	ASP	-	insertion	UNP Q2Y0H9
J	334	VAL	-	insertion	UNP Q2Y0H9
J	347	GLU	-	insertion	UNP Q2Y0H9

*Continued on next page...*

*Continued from previous page...*

Chain	Residue	Modelled	Actual	Comment	Reference
J	348	LEU	-	insertion	UNP Q2Y0H9
J	361	SER	-	insertion	UNP Q2Y0H9
J	362	ARG	-	insertion	UNP Q2Y0H9
K	157	GLU	-	insertion	UNP Q2Y0H9
K	158	PHE	-	insertion	UNP Q2Y0H9
K	161	VAL	-	insertion	UNP Q2Y0H9
K	162	ASN	-	insertion	UNP Q2Y0H9
K	163	ASP	-	insertion	UNP Q2Y0H9
K	164	GLY	-	insertion	UNP Q2Y0H9
K	165	PRO	-	insertion	UNP Q2Y0H9
K	318	ALA	-	insertion	UNP Q2Y0H9
K	319	ARG	-	insertion	UNP Q2Y0H9
K	333	ASP	-	insertion	UNP Q2Y0H9
K	334	VAL	-	insertion	UNP Q2Y0H9
K	347	GLU	-	insertion	UNP Q2Y0H9
K	348	LEU	-	insertion	UNP Q2Y0H9
K	361	SER	-	insertion	UNP Q2Y0H9
K	362	ARG	-	insertion	UNP Q2Y0H9
L	157	GLU	-	insertion	UNP Q2Y0H9
L	158	PHE	-	insertion	UNP Q2Y0H9
L	161	VAL	-	insertion	UNP Q2Y0H9
L	162	ASN	-	insertion	UNP Q2Y0H9
L	163	ASP	-	insertion	UNP Q2Y0H9
L	164	GLY	-	insertion	UNP Q2Y0H9
L	165	PRO	-	insertion	UNP Q2Y0H9
L	318	ALA	-	insertion	UNP Q2Y0H9
L	319	ARG	-	insertion	UNP Q2Y0H9
L	333	ASP	-	insertion	UNP Q2Y0H9
L	334	VAL	-	insertion	UNP Q2Y0H9
L	347	GLU	-	insertion	UNP Q2Y0H9
L	348	LEU	-	insertion	UNP Q2Y0H9
L	361	SER	-	insertion	UNP Q2Y0H9
L	362	ARG	-	insertion	UNP Q2Y0H9
M	157	GLU	-	insertion	UNP Q2Y0H9
M	158	PHE	-	insertion	UNP Q2Y0H9
M	161	VAL	-	insertion	UNP Q2Y0H9
M	162	ASN	-	insertion	UNP Q2Y0H9
M	163	ASP	-	insertion	UNP Q2Y0H9
M	164	GLY	-	insertion	UNP Q2Y0H9
M	165	PRO	-	insertion	UNP Q2Y0H9
M	318	ALA	-	insertion	UNP Q2Y0H9
M	319	ARG	-	insertion	UNP Q2Y0H9

*Continued on next page...*

*Continued from previous page...*

Chain	Residue	Modelled	Actual	Comment	Reference
M	333	ASP	-	insertion	UNP Q2Y0H9
M	334	VAL	-	insertion	UNP Q2Y0H9
M	347	GLU	-	insertion	UNP Q2Y0H9
M	348	LEU	-	insertion	UNP Q2Y0H9
M	361	SER	-	insertion	UNP Q2Y0H9
M	362	ARG	-	insertion	UNP Q2Y0H9
N	157	GLU	-	insertion	UNP Q2Y0H9
N	158	PHE	-	insertion	UNP Q2Y0H9
N	161	VAL	-	insertion	UNP Q2Y0H9
N	162	ASN	-	insertion	UNP Q2Y0H9
N	163	ASP	-	insertion	UNP Q2Y0H9
N	164	GLY	-	insertion	UNP Q2Y0H9
N	165	PRO	-	insertion	UNP Q2Y0H9
N	318	ALA	-	insertion	UNP Q2Y0H9
N	319	ARG	-	insertion	UNP Q2Y0H9
N	333	ASP	-	insertion	UNP Q2Y0H9
N	334	VAL	-	insertion	UNP Q2Y0H9
N	347	GLU	-	insertion	UNP Q2Y0H9
N	348	LEU	-	insertion	UNP Q2Y0H9
N	361	SER	-	insertion	UNP Q2Y0H9
N	362	ARG	-	insertion	UNP Q2Y0H9
O	157	GLU	-	insertion	UNP Q2Y0H9
O	158	PHE	-	insertion	UNP Q2Y0H9
O	161	VAL	-	insertion	UNP Q2Y0H9
O	162	ASN	-	insertion	UNP Q2Y0H9
O	163	ASP	-	insertion	UNP Q2Y0H9
O	164	GLY	-	insertion	UNP Q2Y0H9
O	165	PRO	-	insertion	UNP Q2Y0H9
O	318	ALA	-	insertion	UNP Q2Y0H9
O	319	ARG	-	insertion	UNP Q2Y0H9
O	333	ASP	-	insertion	UNP Q2Y0H9
O	334	VAL	-	insertion	UNP Q2Y0H9
O	347	GLU	-	insertion	UNP Q2Y0H9
O	348	LEU	-	insertion	UNP Q2Y0H9
O	361	SER	-	insertion	UNP Q2Y0H9
O	362	ARG	-	insertion	UNP Q2Y0H9
P	157	GLU	-	insertion	UNP Q2Y0H9
P	158	PHE	-	insertion	UNP Q2Y0H9
P	161	VAL	-	insertion	UNP Q2Y0H9
P	162	ASN	-	insertion	UNP Q2Y0H9
P	163	ASP	-	insertion	UNP Q2Y0H9
P	164	GLY	-	insertion	UNP Q2Y0H9

*Continued on next page...*

*Continued from previous page...*

Chain	Residue	Modelled	Actual	Comment	Reference
P	165	PRO	-	insertion	UNP Q2Y0H9
P	318	ALA	-	insertion	UNP Q2Y0H9
P	319	ARG	-	insertion	UNP Q2Y0H9
P	333	ASP	-	insertion	UNP Q2Y0H9
P	334	VAL	-	insertion	UNP Q2Y0H9
P	347	GLU	-	insertion	UNP Q2Y0H9
P	348	LEU	-	insertion	UNP Q2Y0H9
P	361	SER	-	insertion	UNP Q2Y0H9
P	362	ARG	-	insertion	UNP Q2Y0H9
Q	157	GLU	-	insertion	UNP Q2Y0H9
Q	158	PHE	-	insertion	UNP Q2Y0H9
Q	161	VAL	-	insertion	UNP Q2Y0H9
Q	162	ASN	-	insertion	UNP Q2Y0H9
Q	163	ASP	-	insertion	UNP Q2Y0H9
Q	164	GLY	-	insertion	UNP Q2Y0H9
Q	165	PRO	-	insertion	UNP Q2Y0H9
Q	318	ALA	-	insertion	UNP Q2Y0H9
Q	319	ARG	-	insertion	UNP Q2Y0H9
Q	333	ASP	-	insertion	UNP Q2Y0H9
Q	334	VAL	-	insertion	UNP Q2Y0H9
Q	347	GLU	-	insertion	UNP Q2Y0H9
Q	348	LEU	-	insertion	UNP Q2Y0H9
Q	361	SER	-	insertion	UNP Q2Y0H9
Q	362	ARG	-	insertion	UNP Q2Y0H9
R	157	GLU	-	insertion	UNP Q2Y0H9
R	158	PHE	-	insertion	UNP Q2Y0H9
R	161	VAL	-	insertion	UNP Q2Y0H9
R	162	ASN	-	insertion	UNP Q2Y0H9
R	163	ASP	-	insertion	UNP Q2Y0H9
R	164	GLY	-	insertion	UNP Q2Y0H9
R	165	PRO	-	insertion	UNP Q2Y0H9
R	318	ALA	-	insertion	UNP Q2Y0H9
R	319	ARG	-	insertion	UNP Q2Y0H9
R	333	ASP	-	insertion	UNP Q2Y0H9
R	334	VAL	-	insertion	UNP Q2Y0H9
R	347	GLU	-	insertion	UNP Q2Y0H9
R	348	LEU	-	insertion	UNP Q2Y0H9
R	361	SER	-	insertion	UNP Q2Y0H9
R	362	ARG	-	insertion	UNP Q2Y0H9
S	157	GLU	-	insertion	UNP Q2Y0H9
S	158	PHE	-	insertion	UNP Q2Y0H9
S	161	VAL	-	insertion	UNP Q2Y0H9

*Continued on next page...*

*Continued from previous page...*

Chain	Residue	Modelled	Actual	Comment	Reference
S	162	ASN	-	insertion	UNP Q2Y0H9
S	163	ASP	-	insertion	UNP Q2Y0H9
S	164	GLY	-	insertion	UNP Q2Y0H9
S	165	PRO	-	insertion	UNP Q2Y0H9
S	318	ALA	-	insertion	UNP Q2Y0H9
S	319	ARG	-	insertion	UNP Q2Y0H9
S	333	ASP	-	insertion	UNP Q2Y0H9
S	334	VAL	-	insertion	UNP Q2Y0H9
S	347	GLU	-	insertion	UNP Q2Y0H9
S	348	LEU	-	insertion	UNP Q2Y0H9
S	361	SER	-	insertion	UNP Q2Y0H9
S	362	ARG	-	insertion	UNP Q2Y0H9
T	157	GLU	-	insertion	UNP Q2Y0H9
T	158	PHE	-	insertion	UNP Q2Y0H9
T	161	VAL	-	insertion	UNP Q2Y0H9
T	162	ASN	-	insertion	UNP Q2Y0H9
T	163	ASP	-	insertion	UNP Q2Y0H9
T	164	GLY	-	insertion	UNP Q2Y0H9
T	165	PRO	-	insertion	UNP Q2Y0H9
T	318	ALA	-	insertion	UNP Q2Y0H9
T	319	ARG	-	insertion	UNP Q2Y0H9
T	333	ASP	-	insertion	UNP Q2Y0H9
T	334	VAL	-	insertion	UNP Q2Y0H9
T	347	GLU	-	insertion	UNP Q2Y0H9
T	348	LEU	-	insertion	UNP Q2Y0H9
T	361	SER	-	insertion	UNP Q2Y0H9
T	362	ARG	-	insertion	UNP Q2Y0H9
V	157	GLU	-	insertion	UNP Q2Y0H9
V	158	PHE	-	insertion	UNP Q2Y0H9
V	161	VAL	-	insertion	UNP Q2Y0H9
V	162	ASN	-	insertion	UNP Q2Y0H9
V	163	ASP	-	insertion	UNP Q2Y0H9
V	164	GLY	-	insertion	UNP Q2Y0H9
V	165	PRO	-	insertion	UNP Q2Y0H9
V	318	ALA	-	insertion	UNP Q2Y0H9
V	319	ARG	-	insertion	UNP Q2Y0H9
V	333	ASP	-	insertion	UNP Q2Y0H9
V	334	VAL	-	insertion	UNP Q2Y0H9
V	347	GLU	-	insertion	UNP Q2Y0H9
V	348	LEU	-	insertion	UNP Q2Y0H9
V	361	SER	-	insertion	UNP Q2Y0H9
V	362	ARG	-	insertion	UNP Q2Y0H9

*Continued on next page...*



*Continued from previous page...*

Chain	Residue	Modelled	Actual	Comment	Reference
W	157	GLU	-	insertion	UNP Q2Y0H9
W	158	PHE	-	insertion	UNP Q2Y0H9
W	161	VAL	-	insertion	UNP Q2Y0H9
W	162	ASN	-	insertion	UNP Q2Y0H9
W	163	ASP	-	insertion	UNP Q2Y0H9
W	164	GLY	-	insertion	UNP Q2Y0H9
W	165	PRO	-	insertion	UNP Q2Y0H9
W	318	ALA	-	insertion	UNP Q2Y0H9
W	319	ARG	-	insertion	UNP Q2Y0H9
W	333	ASP	-	insertion	UNP Q2Y0H9
W	334	VAL	-	insertion	UNP Q2Y0H9
W	347	GLU	-	insertion	UNP Q2Y0H9
W	348	LEU	-	insertion	UNP Q2Y0H9
W	361	SER	-	insertion	UNP Q2Y0H9
W	362	ARG	-	insertion	UNP Q2Y0H9
X	157	GLU	-	insertion	UNP Q2Y0H9
X	158	PHE	-	insertion	UNP Q2Y0H9
X	161	VAL	-	insertion	UNP Q2Y0H9
X	162	ASN	-	insertion	UNP Q2Y0H9
X	163	ASP	-	insertion	UNP Q2Y0H9
X	164	GLY	-	insertion	UNP Q2Y0H9
X	165	PRO	-	insertion	UNP Q2Y0H9
X	318	ALA	-	insertion	UNP Q2Y0H9
X	319	ARG	-	insertion	UNP Q2Y0H9
X	333	ASP	-	insertion	UNP Q2Y0H9
X	334	VAL	-	insertion	UNP Q2Y0H9
X	347	GLU	-	insertion	UNP Q2Y0H9
X	348	LEU	-	insertion	UNP Q2Y0H9
X	361	SER	-	insertion	UNP Q2Y0H9
X	362	ARG	-	insertion	UNP Q2Y0H9
Y	157	GLU	-	insertion	UNP Q2Y0H9
Y	158	PHE	-	insertion	UNP Q2Y0H9
Y	161	VAL	-	insertion	UNP Q2Y0H9
Y	162	ASN	-	insertion	UNP Q2Y0H9
Y	163	ASP	-	insertion	UNP Q2Y0H9
Y	164	GLY	-	insertion	UNP Q2Y0H9
Y	165	PRO	-	insertion	UNP Q2Y0H9
Y	318	ALA	-	insertion	UNP Q2Y0H9
Y	319	ARG	-	insertion	UNP Q2Y0H9
Y	333	ASP	-	insertion	UNP Q2Y0H9
Y	334	VAL	-	insertion	UNP Q2Y0H9
Y	347	GLU	-	insertion	UNP Q2Y0H9

*Continued on next page...*

*Continued from previous page...*

Chain	Residue	Modelled	Actual	Comment	Reference
Y	348	LEU	-	insertion	UNP Q2Y0H9
Y	361	SER	-	insertion	UNP Q2Y0H9
Y	362	ARG	-	insertion	UNP Q2Y0H9
Z	157	GLU	-	insertion	UNP Q2Y0H9
Z	158	PHE	-	insertion	UNP Q2Y0H9
Z	161	VAL	-	insertion	UNP Q2Y0H9
Z	162	ASN	-	insertion	UNP Q2Y0H9
Z	163	ASP	-	insertion	UNP Q2Y0H9
Z	164	GLY	-	insertion	UNP Q2Y0H9
Z	165	PRO	-	insertion	UNP Q2Y0H9
Z	318	ALA	-	insertion	UNP Q2Y0H9
Z	319	ARG	-	insertion	UNP Q2Y0H9
Z	333	ASP	-	insertion	UNP Q2Y0H9
Z	334	VAL	-	insertion	UNP Q2Y0H9
Z	347	GLU	-	insertion	UNP Q2Y0H9
Z	348	LEU	-	insertion	UNP Q2Y0H9
Z	361	SER	-	insertion	UNP Q2Y0H9
Z	362	ARG	-	insertion	UNP Q2Y0H9
a	157	GLU	-	insertion	UNP Q2Y0H9
a	158	PHE	-	insertion	UNP Q2Y0H9
a	161	VAL	-	insertion	UNP Q2Y0H9
a	162	ASN	-	insertion	UNP Q2Y0H9
a	163	ASP	-	insertion	UNP Q2Y0H9
a	164	GLY	-	insertion	UNP Q2Y0H9
a	165	PRO	-	insertion	UNP Q2Y0H9
a	318	ALA	-	insertion	UNP Q2Y0H9
a	319	ARG	-	insertion	UNP Q2Y0H9
a	333	ASP	-	insertion	UNP Q2Y0H9
a	334	VAL	-	insertion	UNP Q2Y0H9
a	347	GLU	-	insertion	UNP Q2Y0H9
a	348	LEU	-	insertion	UNP Q2Y0H9
a	361	SER	-	insertion	UNP Q2Y0H9
a	362	ARG	-	insertion	UNP Q2Y0H9
b	157	GLU	-	insertion	UNP Q2Y0H9
b	158	PHE	-	insertion	UNP Q2Y0H9
b	161	VAL	-	insertion	UNP Q2Y0H9
b	162	ASN	-	insertion	UNP Q2Y0H9
b	163	ASP	-	insertion	UNP Q2Y0H9
b	164	GLY	-	insertion	UNP Q2Y0H9
b	165	PRO	-	insertion	UNP Q2Y0H9
b	318	ALA	-	insertion	UNP Q2Y0H9
b	319	ARG	-	insertion	UNP Q2Y0H9

*Continued on next page...*

*Continued from previous page...*

Chain	Residue	Modelled	Actual	Comment	Reference
b	333	ASP	-	insertion	UNP Q2Y0H9
b	334	VAL	-	insertion	UNP Q2Y0H9
b	347	GLU	-	insertion	UNP Q2Y0H9
b	348	LEU	-	insertion	UNP Q2Y0H9
b	361	SER	-	insertion	UNP Q2Y0H9
b	362	ARG	-	insertion	UNP Q2Y0H9
c	157	GLU	-	insertion	UNP Q2Y0H9
c	158	PHE	-	insertion	UNP Q2Y0H9
c	161	VAL	-	insertion	UNP Q2Y0H9
c	162	ASN	-	insertion	UNP Q2Y0H9
c	163	ASP	-	insertion	UNP Q2Y0H9
c	164	GLY	-	insertion	UNP Q2Y0H9
c	165	PRO	-	insertion	UNP Q2Y0H9
c	318	ALA	-	insertion	UNP Q2Y0H9
c	319	ARG	-	insertion	UNP Q2Y0H9
c	333	ASP	-	insertion	UNP Q2Y0H9
c	334	VAL	-	insertion	UNP Q2Y0H9
c	347	GLU	-	insertion	UNP Q2Y0H9
c	348	LEU	-	insertion	UNP Q2Y0H9
c	361	SER	-	insertion	UNP Q2Y0H9
c	362	ARG	-	insertion	UNP Q2Y0H9
d	157	GLU	-	insertion	UNP Q2Y0H9
d	158	PHE	-	insertion	UNP Q2Y0H9
d	161	VAL	-	insertion	UNP Q2Y0H9
d	162	ASN	-	insertion	UNP Q2Y0H9
d	163	ASP	-	insertion	UNP Q2Y0H9
d	164	GLY	-	insertion	UNP Q2Y0H9
d	165	PRO	-	insertion	UNP Q2Y0H9
d	318	ALA	-	insertion	UNP Q2Y0H9
d	319	ARG	-	insertion	UNP Q2Y0H9
d	333	ASP	-	insertion	UNP Q2Y0H9
d	334	VAL	-	insertion	UNP Q2Y0H9
d	347	GLU	-	insertion	UNP Q2Y0H9
d	348	LEU	-	insertion	UNP Q2Y0H9
d	361	SER	-	insertion	UNP Q2Y0H9
d	362	ARG	-	insertion	UNP Q2Y0H9
e	157	GLU	-	insertion	UNP Q2Y0H9
e	158	PHE	-	insertion	UNP Q2Y0H9
e	161	VAL	-	insertion	UNP Q2Y0H9
e	162	ASN	-	insertion	UNP Q2Y0H9
e	163	ASP	-	insertion	UNP Q2Y0H9
e	164	GLY	-	insertion	UNP Q2Y0H9

*Continued on next page...*

*Continued from previous page...*

Chain	Residue	Modelled	Actual	Comment	Reference
e	165	PRO	-	insertion	UNP Q2Y0H9
e	318	ALA	-	insertion	UNP Q2Y0H9
e	319	ARG	-	insertion	UNP Q2Y0H9
e	333	ASP	-	insertion	UNP Q2Y0H9
e	334	VAL	-	insertion	UNP Q2Y0H9
e	347	GLU	-	insertion	UNP Q2Y0H9
e	348	LEU	-	insertion	UNP Q2Y0H9
e	361	SER	-	insertion	UNP Q2Y0H9
e	362	ARG	-	insertion	UNP Q2Y0H9
f	157	GLU	-	insertion	UNP Q2Y0H9
f	158	PHE	-	insertion	UNP Q2Y0H9
f	161	VAL	-	insertion	UNP Q2Y0H9
f	162	ASN	-	insertion	UNP Q2Y0H9
f	163	ASP	-	insertion	UNP Q2Y0H9
f	164	GLY	-	insertion	UNP Q2Y0H9
f	165	PRO	-	insertion	UNP Q2Y0H9
f	318	ALA	-	insertion	UNP Q2Y0H9
f	319	ARG	-	insertion	UNP Q2Y0H9
f	333	ASP	-	insertion	UNP Q2Y0H9
f	334	VAL	-	insertion	UNP Q2Y0H9
f	347	GLU	-	insertion	UNP Q2Y0H9
f	348	LEU	-	insertion	UNP Q2Y0H9
f	361	SER	-	insertion	UNP Q2Y0H9
f	362	ARG	-	insertion	UNP Q2Y0H9
g	157	GLU	-	insertion	UNP Q2Y0H9
g	158	PHE	-	insertion	UNP Q2Y0H9
g	161	VAL	-	insertion	UNP Q2Y0H9
g	162	ASN	-	insertion	UNP Q2Y0H9
g	163	ASP	-	insertion	UNP Q2Y0H9
g	164	GLY	-	insertion	UNP Q2Y0H9
g	165	PRO	-	insertion	UNP Q2Y0H9
g	318	ALA	-	insertion	UNP Q2Y0H9
g	319	ARG	-	insertion	UNP Q2Y0H9
g	333	ASP	-	insertion	UNP Q2Y0H9
g	334	VAL	-	insertion	UNP Q2Y0H9
g	347	GLU	-	insertion	UNP Q2Y0H9
g	348	LEU	-	insertion	UNP Q2Y0H9
g	361	SER	-	insertion	UNP Q2Y0H9
g	362	ARG	-	insertion	UNP Q2Y0H9
h	157	GLU	-	insertion	UNP Q2Y0H9
h	158	PHE	-	insertion	UNP Q2Y0H9
h	161	VAL	-	insertion	UNP Q2Y0H9

*Continued on next page...*

*Continued from previous page...*

Chain	Residue	Modelled	Actual	Comment	Reference
h	162	ASN	-	insertion	UNP Q2Y0H9
h	163	ASP	-	insertion	UNP Q2Y0H9
h	164	GLY	-	insertion	UNP Q2Y0H9
h	165	PRO	-	insertion	UNP Q2Y0H9
h	318	ALA	-	insertion	UNP Q2Y0H9
h	319	ARG	-	insertion	UNP Q2Y0H9
h	333	ASP	-	insertion	UNP Q2Y0H9
h	334	VAL	-	insertion	UNP Q2Y0H9
h	347	GLU	-	insertion	UNP Q2Y0H9
h	348	LEU	-	insertion	UNP Q2Y0H9
h	361	SER	-	insertion	UNP Q2Y0H9
h	362	ARG	-	insertion	UNP Q2Y0H9
i	157	GLU	-	insertion	UNP Q2Y0H9
i	158	PHE	-	insertion	UNP Q2Y0H9
i	161	VAL	-	insertion	UNP Q2Y0H9
i	162	ASN	-	insertion	UNP Q2Y0H9
i	163	ASP	-	insertion	UNP Q2Y0H9
i	164	GLY	-	insertion	UNP Q2Y0H9
i	165	PRO	-	insertion	UNP Q2Y0H9
i	318	ALA	-	insertion	UNP Q2Y0H9
i	319	ARG	-	insertion	UNP Q2Y0H9
i	333	ASP	-	insertion	UNP Q2Y0H9
i	334	VAL	-	insertion	UNP Q2Y0H9
i	347	GLU	-	insertion	UNP Q2Y0H9
i	348	LEU	-	insertion	UNP Q2Y0H9
i	361	SER	-	insertion	UNP Q2Y0H9
i	362	ARG	-	insertion	UNP Q2Y0H9
j	157	GLU	-	insertion	UNP Q2Y0H9
j	158	PHE	-	insertion	UNP Q2Y0H9
j	161	VAL	-	insertion	UNP Q2Y0H9
j	162	ASN	-	insertion	UNP Q2Y0H9
j	163	ASP	-	insertion	UNP Q2Y0H9
j	164	GLY	-	insertion	UNP Q2Y0H9
j	165	PRO	-	insertion	UNP Q2Y0H9
j	318	ALA	-	insertion	UNP Q2Y0H9
j	319	ARG	-	insertion	UNP Q2Y0H9
j	333	ASP	-	insertion	UNP Q2Y0H9
j	334	VAL	-	insertion	UNP Q2Y0H9
j	347	GLU	-	insertion	UNP Q2Y0H9
j	348	LEU	-	insertion	UNP Q2Y0H9
j	361	SER	-	insertion	UNP Q2Y0H9
j	362	ARG	-	insertion	UNP Q2Y0H9

*Continued on next page...*

*Continued from previous page...*

Chain	Residue	Modelled	Actual	Comment	Reference
k	157	GLU	-	insertion	UNP Q2Y0H9
k	158	PHE	-	insertion	UNP Q2Y0H9
k	161	VAL	-	insertion	UNP Q2Y0H9
k	162	ASN	-	insertion	UNP Q2Y0H9
k	163	ASP	-	insertion	UNP Q2Y0H9
k	164	GLY	-	insertion	UNP Q2Y0H9
k	165	PRO	-	insertion	UNP Q2Y0H9
k	318	ALA	-	insertion	UNP Q2Y0H9
k	319	ARG	-	insertion	UNP Q2Y0H9
k	333	ASP	-	insertion	UNP Q2Y0H9
k	334	VAL	-	insertion	UNP Q2Y0H9
k	347	GLU	-	insertion	UNP Q2Y0H9
k	348	LEU	-	insertion	UNP Q2Y0H9
k	361	SER	-	insertion	UNP Q2Y0H9
k	362	ARG	-	insertion	UNP Q2Y0H9
l	157	GLU	-	insertion	UNP Q2Y0H9
l	158	PHE	-	insertion	UNP Q2Y0H9
l	161	VAL	-	insertion	UNP Q2Y0H9
l	162	ASN	-	insertion	UNP Q2Y0H9
l	163	ASP	-	insertion	UNP Q2Y0H9
l	164	GLY	-	insertion	UNP Q2Y0H9
l	165	PRO	-	insertion	UNP Q2Y0H9
l	318	ALA	-	insertion	UNP Q2Y0H9
l	319	ARG	-	insertion	UNP Q2Y0H9
l	333	ASP	-	insertion	UNP Q2Y0H9
l	334	VAL	-	insertion	UNP Q2Y0H9
l	347	GLU	-	insertion	UNP Q2Y0H9
l	348	LEU	-	insertion	UNP Q2Y0H9
l	361	SER	-	insertion	UNP Q2Y0H9
l	362	ARG	-	insertion	UNP Q2Y0H9
m	157	GLU	-	insertion	UNP Q2Y0H9
m	158	PHE	-	insertion	UNP Q2Y0H9
m	161	VAL	-	insertion	UNP Q2Y0H9
m	162	ASN	-	insertion	UNP Q2Y0H9
m	163	ASP	-	insertion	UNP Q2Y0H9
m	164	GLY	-	insertion	UNP Q2Y0H9
m	165	PRO	-	insertion	UNP Q2Y0H9
m	318	ALA	-	insertion	UNP Q2Y0H9
m	319	ARG	-	insertion	UNP Q2Y0H9
m	333	ASP	-	insertion	UNP Q2Y0H9
m	334	VAL	-	insertion	UNP Q2Y0H9
m	347	GLU	-	insertion	UNP Q2Y0H9

*Continued on next page...*

*Continued from previous page...*

Chain	Residue	Modelled	Actual	Comment	Reference
m	348	LEU	-	insertion	UNP Q2Y0H9
m	361	SER	-	insertion	UNP Q2Y0H9
m	362	ARG	-	insertion	UNP Q2Y0H9
n	157	GLU	-	insertion	UNP Q2Y0H9
n	158	PHE	-	insertion	UNP Q2Y0H9
n	161	VAL	-	insertion	UNP Q2Y0H9
n	162	ASN	-	insertion	UNP Q2Y0H9
n	163	ASP	-	insertion	UNP Q2Y0H9
n	164	GLY	-	insertion	UNP Q2Y0H9
n	165	PRO	-	insertion	UNP Q2Y0H9
n	318	ALA	-	insertion	UNP Q2Y0H9
n	319	ARG	-	insertion	UNP Q2Y0H9
n	333	ASP	-	insertion	UNP Q2Y0H9
n	334	VAL	-	insertion	UNP Q2Y0H9
n	347	GLU	-	insertion	UNP Q2Y0H9
n	348	LEU	-	insertion	UNP Q2Y0H9
n	361	SER	-	insertion	UNP Q2Y0H9
n	362	ARG	-	insertion	UNP Q2Y0H9
o	157	GLU	-	insertion	UNP Q2Y0H9
o	158	PHE	-	insertion	UNP Q2Y0H9
o	161	VAL	-	insertion	UNP Q2Y0H9
o	162	ASN	-	insertion	UNP Q2Y0H9
o	163	ASP	-	insertion	UNP Q2Y0H9
o	164	GLY	-	insertion	UNP Q2Y0H9
o	165	PRO	-	insertion	UNP Q2Y0H9
o	318	ALA	-	insertion	UNP Q2Y0H9
o	319	ARG	-	insertion	UNP Q2Y0H9
o	333	ASP	-	insertion	UNP Q2Y0H9
o	334	VAL	-	insertion	UNP Q2Y0H9
o	347	GLU	-	insertion	UNP Q2Y0H9
o	348	LEU	-	insertion	UNP Q2Y0H9
o	361	SER	-	insertion	UNP Q2Y0H9
o	362	ARG	-	insertion	UNP Q2Y0H9
p	157	GLU	-	insertion	UNP Q2Y0H9
p	158	PHE	-	insertion	UNP Q2Y0H9
p	161	VAL	-	insertion	UNP Q2Y0H9
p	162	ASN	-	insertion	UNP Q2Y0H9
p	163	ASP	-	insertion	UNP Q2Y0H9
p	164	GLY	-	insertion	UNP Q2Y0H9
p	165	PRO	-	insertion	UNP Q2Y0H9
p	318	ALA	-	insertion	UNP Q2Y0H9
p	319	ARG	-	insertion	UNP Q2Y0H9

*Continued on next page...*

*Continued from previous page...*

Chain	Residue	Modelled	Actual	Comment	Reference
p	333	ASP	-	insertion	UNP Q2Y0H9
p	334	VAL	-	insertion	UNP Q2Y0H9
p	347	GLU	-	insertion	UNP Q2Y0H9
p	348	LEU	-	insertion	UNP Q2Y0H9
p	361	SER	-	insertion	UNP Q2Y0H9
p	362	ARG	-	insertion	UNP Q2Y0H9
q	157	GLU	-	insertion	UNP Q2Y0H9
q	158	PHE	-	insertion	UNP Q2Y0H9
q	161	VAL	-	insertion	UNP Q2Y0H9
q	162	ASN	-	insertion	UNP Q2Y0H9
q	163	ASP	-	insertion	UNP Q2Y0H9
q	164	GLY	-	insertion	UNP Q2Y0H9
q	165	PRO	-	insertion	UNP Q2Y0H9
q	318	ALA	-	insertion	UNP Q2Y0H9
q	319	ARG	-	insertion	UNP Q2Y0H9
q	333	ASP	-	insertion	UNP Q2Y0H9
q	334	VAL	-	insertion	UNP Q2Y0H9
q	347	GLU	-	insertion	UNP Q2Y0H9
q	348	LEU	-	insertion	UNP Q2Y0H9
q	361	SER	-	insertion	UNP Q2Y0H9
q	362	ARG	-	insertion	UNP Q2Y0H9
r	157	GLU	-	insertion	UNP Q2Y0H9
r	158	PHE	-	insertion	UNP Q2Y0H9
r	161	VAL	-	insertion	UNP Q2Y0H9
r	162	ASN	-	insertion	UNP Q2Y0H9
r	163	ASP	-	insertion	UNP Q2Y0H9
r	164	GLY	-	insertion	UNP Q2Y0H9
r	165	PRO	-	insertion	UNP Q2Y0H9
r	318	ALA	-	insertion	UNP Q2Y0H9
r	319	ARG	-	insertion	UNP Q2Y0H9
r	333	ASP	-	insertion	UNP Q2Y0H9
r	334	VAL	-	insertion	UNP Q2Y0H9
r	347	GLU	-	insertion	UNP Q2Y0H9
r	348	LEU	-	insertion	UNP Q2Y0H9
r	361	SER	-	insertion	UNP Q2Y0H9
r	362	ARG	-	insertion	UNP Q2Y0H9
s	157	GLU	-	insertion	UNP Q2Y0H9
s	158	PHE	-	insertion	UNP Q2Y0H9
s	161	VAL	-	insertion	UNP Q2Y0H9
s	162	ASN	-	insertion	UNP Q2Y0H9
s	163	ASP	-	insertion	UNP Q2Y0H9
s	164	GLY	-	insertion	UNP Q2Y0H9

*Continued on next page...*



*Continued from previous page...*

Chain	Residue	Modelled	Actual	Comment	Reference
s	165	PRO	-	insertion	UNP Q2Y0H9
s	318	ALA	-	insertion	UNP Q2Y0H9
s	319	ARG	-	insertion	UNP Q2Y0H9
s	333	ASP	-	insertion	UNP Q2Y0H9
s	334	VAL	-	insertion	UNP Q2Y0H9
s	347	GLU	-	insertion	UNP Q2Y0H9
s	348	LEU	-	insertion	UNP Q2Y0H9
s	361	SER	-	insertion	UNP Q2Y0H9
s	362	ARG	-	insertion	UNP Q2Y0H9
t	157	GLU	-	insertion	UNP Q2Y0H9
t	158	PHE	-	insertion	UNP Q2Y0H9
t	161	VAL	-	insertion	UNP Q2Y0H9
t	162	ASN	-	insertion	UNP Q2Y0H9
t	163	ASP	-	insertion	UNP Q2Y0H9
t	164	GLY	-	insertion	UNP Q2Y0H9
t	165	PRO	-	insertion	UNP Q2Y0H9
t	318	ALA	-	insertion	UNP Q2Y0H9
t	319	ARG	-	insertion	UNP Q2Y0H9
t	333	ASP	-	insertion	UNP Q2Y0H9
t	334	VAL	-	insertion	UNP Q2Y0H9
t	347	GLU	-	insertion	UNP Q2Y0H9
t	348	LEU	-	insertion	UNP Q2Y0H9
t	361	SER	-	insertion	UNP Q2Y0H9
t	362	ARG	-	insertion	UNP Q2Y0H9
u	157	GLU	-	insertion	UNP Q2Y0H9
u	158	PHE	-	insertion	UNP Q2Y0H9
u	161	VAL	-	insertion	UNP Q2Y0H9
u	162	ASN	-	insertion	UNP Q2Y0H9
u	163	ASP	-	insertion	UNP Q2Y0H9
u	164	GLY	-	insertion	UNP Q2Y0H9
u	165	PRO	-	insertion	UNP Q2Y0H9
u	318	ALA	-	insertion	UNP Q2Y0H9
u	319	ARG	-	insertion	UNP Q2Y0H9
u	333	ASP	-	insertion	UNP Q2Y0H9
u	334	VAL	-	insertion	UNP Q2Y0H9
u	347	GLU	-	insertion	UNP Q2Y0H9
u	348	LEU	-	insertion	UNP Q2Y0H9
u	361	SER	-	insertion	UNP Q2Y0H9
u	362	ARG	-	insertion	UNP Q2Y0H9
v	157	GLU	-	insertion	UNP Q2Y0H9
v	158	PHE	-	insertion	UNP Q2Y0H9
v	161	VAL	-	insertion	UNP Q2Y0H9

*Continued on next page...*

*Continued from previous page...*

Chain	Residue	Modelled	Actual	Comment	Reference
v	162	ASN	-	insertion	UNP Q2Y0H9
v	163	ASP	-	insertion	UNP Q2Y0H9
v	164	GLY	-	insertion	UNP Q2Y0H9
v	165	PRO	-	insertion	UNP Q2Y0H9
v	318	ALA	-	insertion	UNP Q2Y0H9
v	319	ARG	-	insertion	UNP Q2Y0H9
v	333	ASP	-	insertion	UNP Q2Y0H9
v	334	VAL	-	insertion	UNP Q2Y0H9
v	347	GLU	-	insertion	UNP Q2Y0H9
v	348	LEU	-	insertion	UNP Q2Y0H9
v	361	SER	-	insertion	UNP Q2Y0H9
v	362	ARG	-	insertion	UNP Q2Y0H9
w	157	GLU	-	insertion	UNP Q2Y0H9
w	158	PHE	-	insertion	UNP Q2Y0H9
w	161	VAL	-	insertion	UNP Q2Y0H9
w	162	ASN	-	insertion	UNP Q2Y0H9
w	163	ASP	-	insertion	UNP Q2Y0H9
w	164	GLY	-	insertion	UNP Q2Y0H9
w	165	PRO	-	insertion	UNP Q2Y0H9
w	318	ALA	-	insertion	UNP Q2Y0H9
w	319	ARG	-	insertion	UNP Q2Y0H9
w	333	ASP	-	insertion	UNP Q2Y0H9
w	334	VAL	-	insertion	UNP Q2Y0H9
w	347	GLU	-	insertion	UNP Q2Y0H9
w	348	LEU	-	insertion	UNP Q2Y0H9
w	361	SER	-	insertion	UNP Q2Y0H9
w	362	ARG	-	insertion	UNP Q2Y0H9
x	157	GLU	-	insertion	UNP Q2Y0H9
x	158	PHE	-	insertion	UNP Q2Y0H9
x	161	VAL	-	insertion	UNP Q2Y0H9
x	162	ASN	-	insertion	UNP Q2Y0H9
x	163	ASP	-	insertion	UNP Q2Y0H9
x	164	GLY	-	insertion	UNP Q2Y0H9
x	165	PRO	-	insertion	UNP Q2Y0H9
x	318	ALA	-	insertion	UNP Q2Y0H9
x	319	ARG	-	insertion	UNP Q2Y0H9
x	333	ASP	-	insertion	UNP Q2Y0H9
x	334	VAL	-	insertion	UNP Q2Y0H9
x	347	GLU	-	insertion	UNP Q2Y0H9
x	348	LEU	-	insertion	UNP Q2Y0H9
x	361	SER	-	insertion	UNP Q2Y0H9
x	362	ARG	-	insertion	UNP Q2Y0H9

*Continued on next page...*

*Continued from previous page...*

Chain	Residue	Modelled	Actual	Comment	Reference
y	157	GLU	-	insertion	UNP Q2Y0H9
y	158	PHE	-	insertion	UNP Q2Y0H9
y	161	VAL	-	insertion	UNP Q2Y0H9
y	162	ASN	-	insertion	UNP Q2Y0H9
y	163	ASP	-	insertion	UNP Q2Y0H9
y	164	GLY	-	insertion	UNP Q2Y0H9
y	165	PRO	-	insertion	UNP Q2Y0H9
y	318	ALA	-	insertion	UNP Q2Y0H9
y	319	ARG	-	insertion	UNP Q2Y0H9
y	333	ASP	-	insertion	UNP Q2Y0H9
y	334	VAL	-	insertion	UNP Q2Y0H9
y	347	GLU	-	insertion	UNP Q2Y0H9
y	348	LEU	-	insertion	UNP Q2Y0H9
y	361	SER	-	insertion	UNP Q2Y0H9
y	362	ARG	-	insertion	UNP Q2Y0H9
1	157	GLU	-	insertion	UNP Q2Y0H9
1	158	PHE	-	insertion	UNP Q2Y0H9
1	161	VAL	-	insertion	UNP Q2Y0H9
1	162	ASN	-	insertion	UNP Q2Y0H9
1	163	ASP	-	insertion	UNP Q2Y0H9
1	164	GLY	-	insertion	UNP Q2Y0H9
1	165	PRO	-	insertion	UNP Q2Y0H9
1	318	ALA	-	insertion	UNP Q2Y0H9
1	319	ARG	-	insertion	UNP Q2Y0H9
1	333	ASP	-	insertion	UNP Q2Y0H9
1	334	VAL	-	insertion	UNP Q2Y0H9
1	347	GLU	-	insertion	UNP Q2Y0H9
1	348	LEU	-	insertion	UNP Q2Y0H9
1	361	SER	-	insertion	UNP Q2Y0H9
1	362	ARG	-	insertion	UNP Q2Y0H9
2	157	GLU	-	insertion	UNP Q2Y0H9
2	158	PHE	-	insertion	UNP Q2Y0H9
2	161	VAL	-	insertion	UNP Q2Y0H9
2	162	ASN	-	insertion	UNP Q2Y0H9
2	163	ASP	-	insertion	UNP Q2Y0H9
2	164	GLY	-	insertion	UNP Q2Y0H9
2	165	PRO	-	insertion	UNP Q2Y0H9
2	318	ALA	-	insertion	UNP Q2Y0H9
2	319	ARG	-	insertion	UNP Q2Y0H9
2	333	ASP	-	insertion	UNP Q2Y0H9
2	334	VAL	-	insertion	UNP Q2Y0H9
2	347	GLU	-	insertion	UNP Q2Y0H9

*Continued on next page...*

*Continued from previous page...*

Chain	Residue	Modelled	Actual	Comment	Reference
2	348	LEU	-	insertion	UNP Q2Y0H9
2	361	SER	-	insertion	UNP Q2Y0H9
2	362	ARG	-	insertion	UNP Q2Y0H9
3	157	GLU	-	insertion	UNP Q2Y0H9
3	158	PHE	-	insertion	UNP Q2Y0H9
3	161	VAL	-	insertion	UNP Q2Y0H9
3	162	ASN	-	insertion	UNP Q2Y0H9
3	163	ASP	-	insertion	UNP Q2Y0H9
3	164	GLY	-	insertion	UNP Q2Y0H9
3	165	PRO	-	insertion	UNP Q2Y0H9
3	318	ALA	-	insertion	UNP Q2Y0H9
3	319	ARG	-	insertion	UNP Q2Y0H9
3	333	ASP	-	insertion	UNP Q2Y0H9
3	334	VAL	-	insertion	UNP Q2Y0H9
3	347	GLU	-	insertion	UNP Q2Y0H9
3	348	LEU	-	insertion	UNP Q2Y0H9
3	361	SER	-	insertion	UNP Q2Y0H9
3	362	ARG	-	insertion	UNP Q2Y0H9
4	157	GLU	-	insertion	UNP Q2Y0H9
4	158	PHE	-	insertion	UNP Q2Y0H9
4	161	VAL	-	insertion	UNP Q2Y0H9
4	162	ASN	-	insertion	UNP Q2Y0H9
4	163	ASP	-	insertion	UNP Q2Y0H9
4	164	GLY	-	insertion	UNP Q2Y0H9
4	165	PRO	-	insertion	UNP Q2Y0H9
4	318	ALA	-	insertion	UNP Q2Y0H9
4	319	ARG	-	insertion	UNP Q2Y0H9
4	333	ASP	-	insertion	UNP Q2Y0H9
4	334	VAL	-	insertion	UNP Q2Y0H9
4	347	GLU	-	insertion	UNP Q2Y0H9
4	348	LEU	-	insertion	UNP Q2Y0H9
4	361	SER	-	insertion	UNP Q2Y0H9
4	362	ARG	-	insertion	UNP Q2Y0H9
5	157	GLU	-	insertion	UNP Q2Y0H9
5	158	PHE	-	insertion	UNP Q2Y0H9
5	161	VAL	-	insertion	UNP Q2Y0H9
5	162	ASN	-	insertion	UNP Q2Y0H9
5	163	ASP	-	insertion	UNP Q2Y0H9
5	164	GLY	-	insertion	UNP Q2Y0H9
5	165	PRO	-	insertion	UNP Q2Y0H9
5	318	ALA	-	insertion	UNP Q2Y0H9
5	319	ARG	-	insertion	UNP Q2Y0H9

*Continued on next page...*

*Continued from previous page...*

Chain	Residue	Modelled	Actual	Comment	Reference
5	333	ASP	-	insertion	UNP Q2Y0H9
5	334	VAL	-	insertion	UNP Q2Y0H9
5	347	GLU	-	insertion	UNP Q2Y0H9
5	348	LEU	-	insertion	UNP Q2Y0H9
5	361	SER	-	insertion	UNP Q2Y0H9
5	362	ARG	-	insertion	UNP Q2Y0H9
6	157	GLU	-	insertion	UNP Q2Y0H9
6	158	PHE	-	insertion	UNP Q2Y0H9
6	161	VAL	-	insertion	UNP Q2Y0H9
6	162	ASN	-	insertion	UNP Q2Y0H9
6	163	ASP	-	insertion	UNP Q2Y0H9
6	164	GLY	-	insertion	UNP Q2Y0H9
6	165	PRO	-	insertion	UNP Q2Y0H9
6	318	ALA	-	insertion	UNP Q2Y0H9
6	319	ARG	-	insertion	UNP Q2Y0H9
6	333	ASP	-	insertion	UNP Q2Y0H9
6	334	VAL	-	insertion	UNP Q2Y0H9
6	347	GLU	-	insertion	UNP Q2Y0H9
6	348	LEU	-	insertion	UNP Q2Y0H9
6	361	SER	-	insertion	UNP Q2Y0H9
6	362	ARG	-	insertion	UNP Q2Y0H9
7	157	GLU	-	insertion	UNP Q2Y0H9
7	158	PHE	-	insertion	UNP Q2Y0H9
7	161	VAL	-	insertion	UNP Q2Y0H9
7	162	ASN	-	insertion	UNP Q2Y0H9
7	163	ASP	-	insertion	UNP Q2Y0H9
7	164	GLY	-	insertion	UNP Q2Y0H9
7	165	PRO	-	insertion	UNP Q2Y0H9
7	318	ALA	-	insertion	UNP Q2Y0H9
7	319	ARG	-	insertion	UNP Q2Y0H9
7	333	ASP	-	insertion	UNP Q2Y0H9
7	334	VAL	-	insertion	UNP Q2Y0H9
7	347	GLU	-	insertion	UNP Q2Y0H9
7	348	LEU	-	insertion	UNP Q2Y0H9
7	361	SER	-	insertion	UNP Q2Y0H9
7	362	ARG	-	insertion	UNP Q2Y0H9
8	157	GLU	-	insertion	UNP Q2Y0H9
8	158	PHE	-	insertion	UNP Q2Y0H9
8	161	VAL	-	insertion	UNP Q2Y0H9
8	162	ASN	-	insertion	UNP Q2Y0H9
8	163	ASP	-	insertion	UNP Q2Y0H9
8	164	GLY	-	insertion	UNP Q2Y0H9

*Continued on next page...*

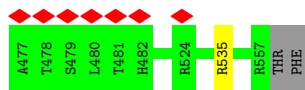
*Continued from previous page...*

Chain	Residue	Modelled	Actual	Comment	Reference
8	165	PRO	-	insertion	UNP Q2Y0H9
8	318	ALA	-	insertion	UNP Q2Y0H9
8	319	ARG	-	insertion	UNP Q2Y0H9
8	333	ASP	-	insertion	UNP Q2Y0H9
8	334	VAL	-	insertion	UNP Q2Y0H9
8	347	GLU	-	insertion	UNP Q2Y0H9
8	348	LEU	-	insertion	UNP Q2Y0H9
8	361	SER	-	insertion	UNP Q2Y0H9
8	362	ARG	-	insertion	UNP Q2Y0H9
9	157	GLU	-	insertion	UNP Q2Y0H9
9	158	PHE	-	insertion	UNP Q2Y0H9
9	161	VAL	-	insertion	UNP Q2Y0H9
9	162	ASN	-	insertion	UNP Q2Y0H9
9	163	ASP	-	insertion	UNP Q2Y0H9
9	164	GLY	-	insertion	UNP Q2Y0H9
9	165	PRO	-	insertion	UNP Q2Y0H9
9	318	ALA	-	insertion	UNP Q2Y0H9
9	319	ARG	-	insertion	UNP Q2Y0H9
9	333	ASP	-	insertion	UNP Q2Y0H9
9	334	VAL	-	insertion	UNP Q2Y0H9
9	347	GLU	-	insertion	UNP Q2Y0H9
9	348	LEU	-	insertion	UNP Q2Y0H9
9	361	SER	-	insertion	UNP Q2Y0H9
9	362	ARG	-	insertion	UNP Q2Y0H9

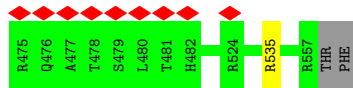
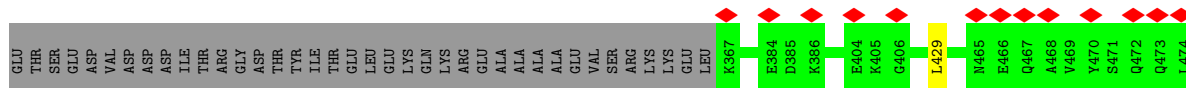
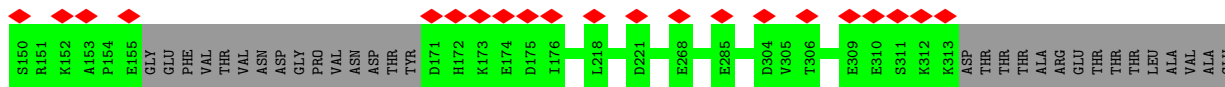
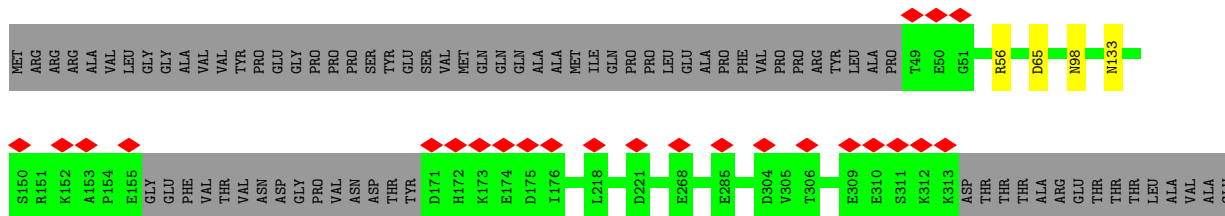
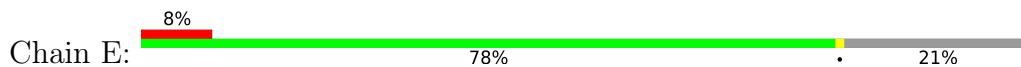




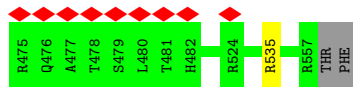
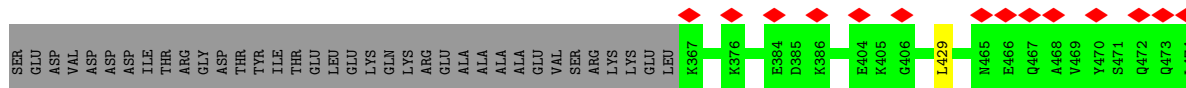
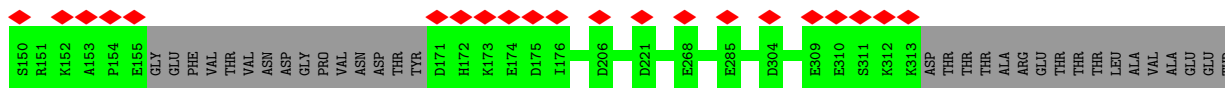
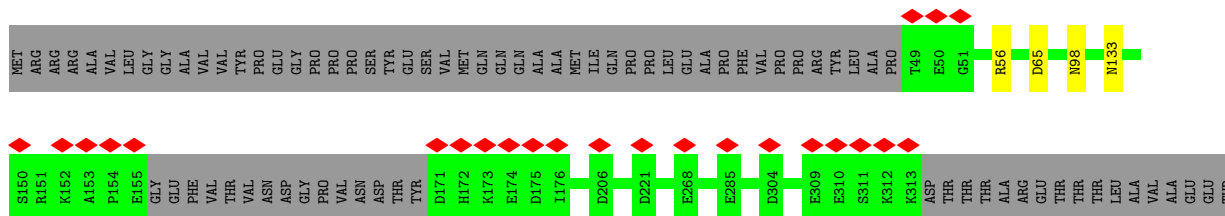
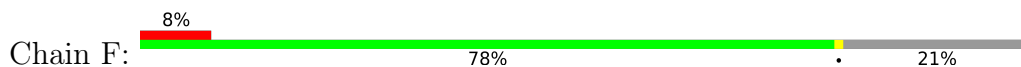




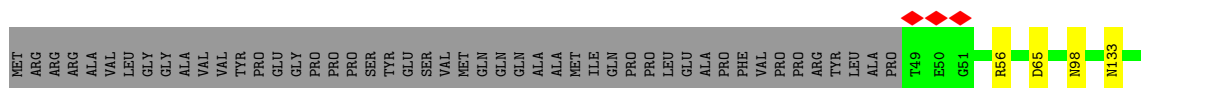
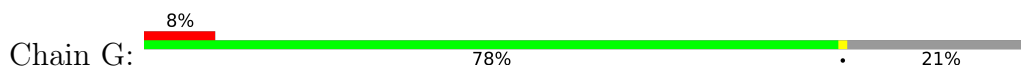
• Molecule 1: Penton protein



• Molecule 1: Penton protein

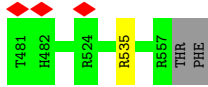


• Molecule 1: Penton protein

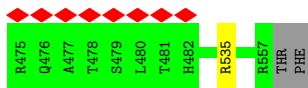
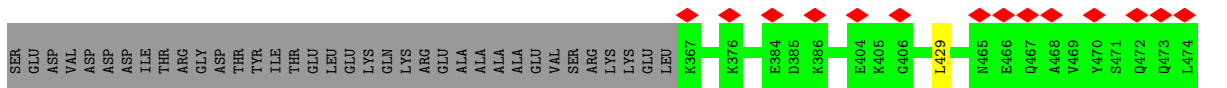
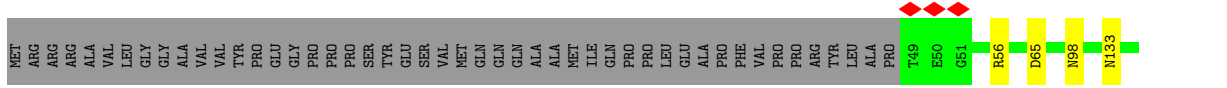
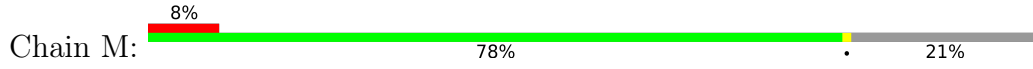




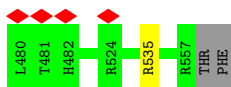
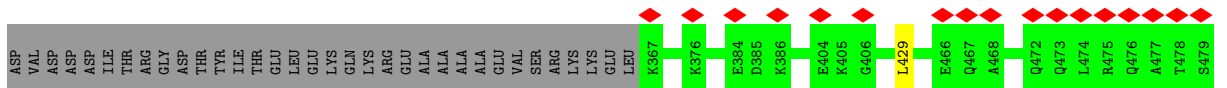
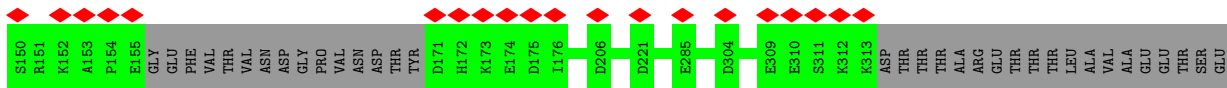
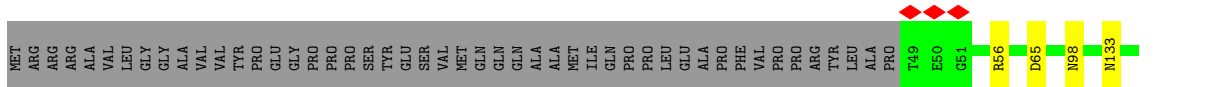
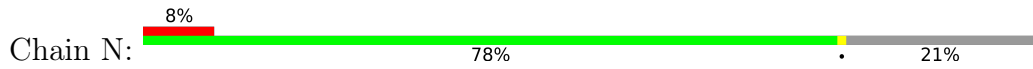




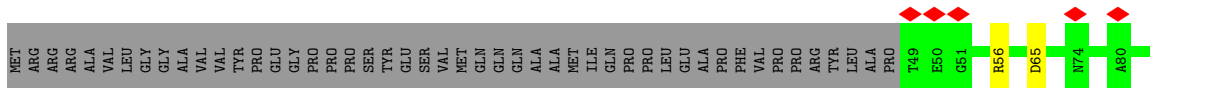
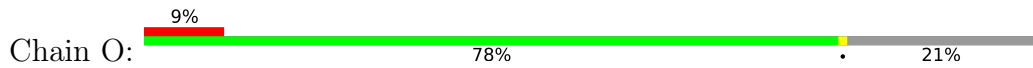
• Molecule 1: Penton protein

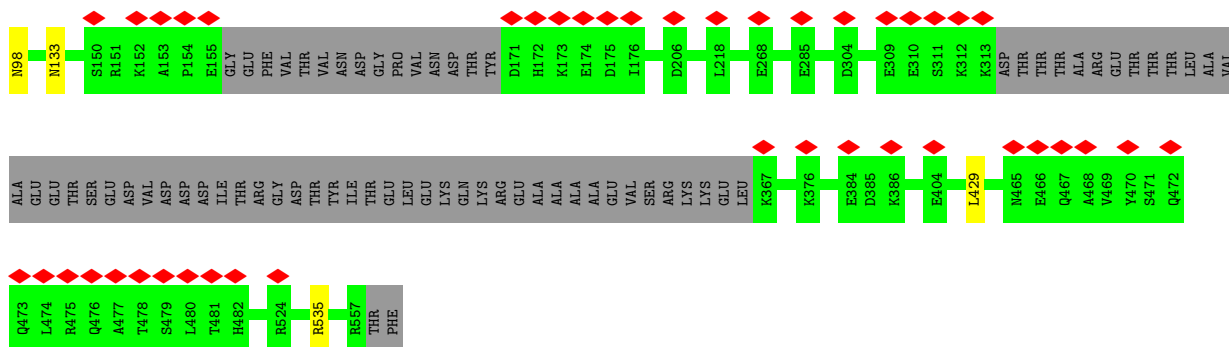


• Molecule 1: Penton protein

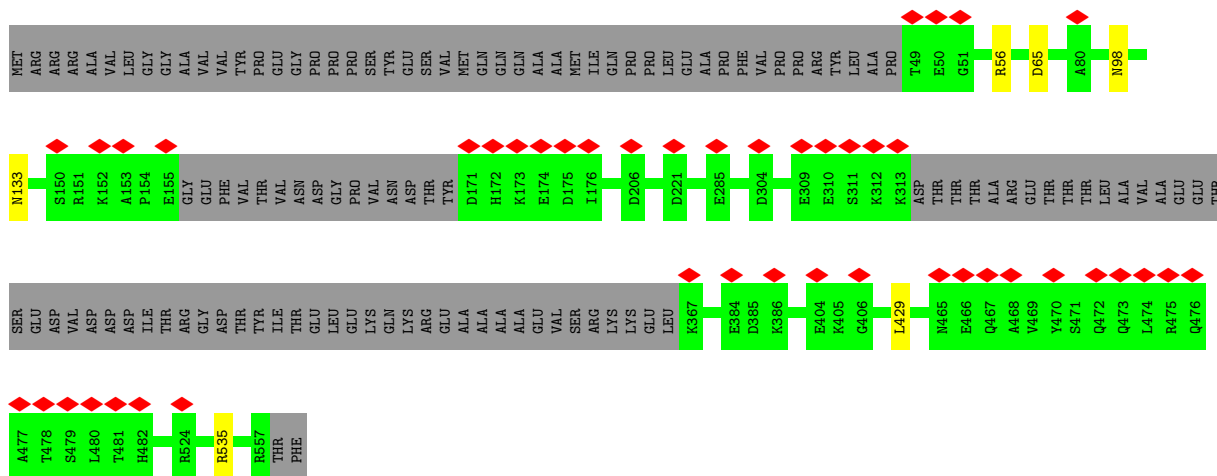
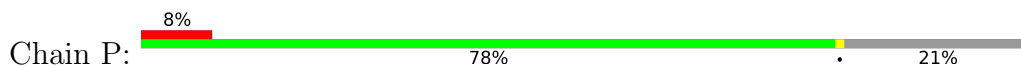


• Molecule 1: Penton protein

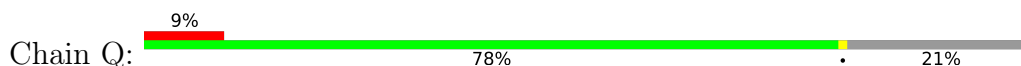




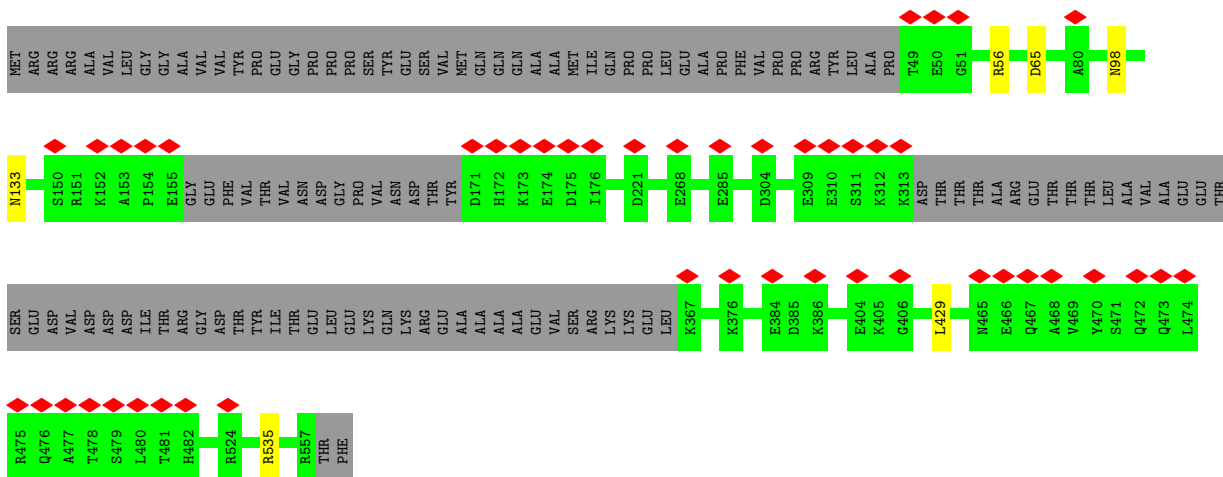
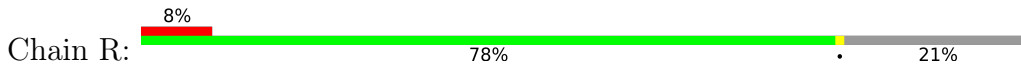
• Molecule 1: Penton protein



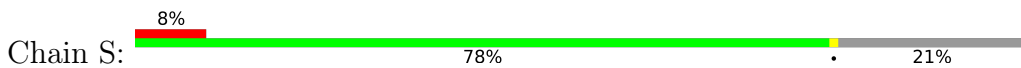
• Molecule 1: Penton protein



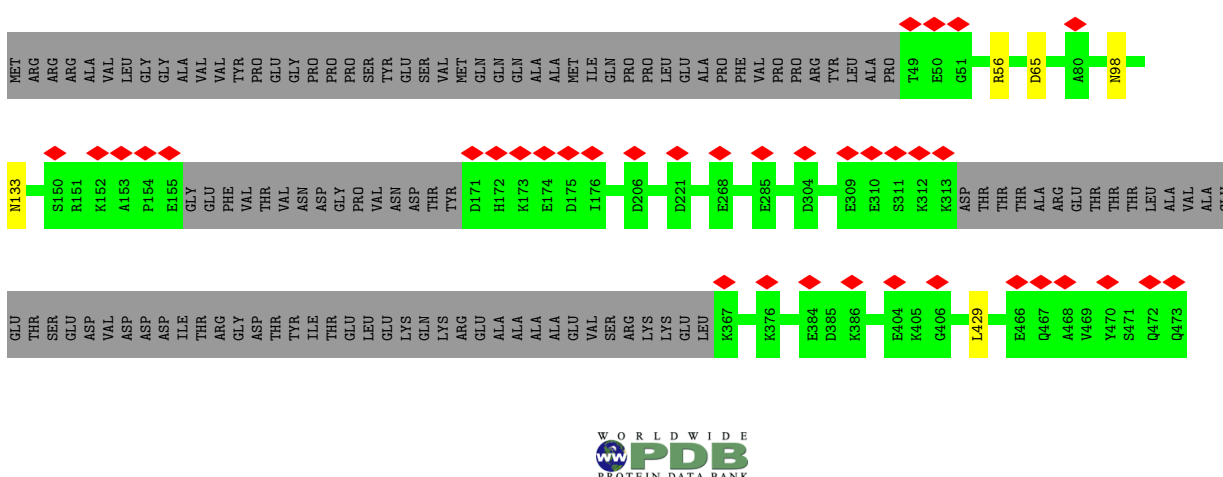
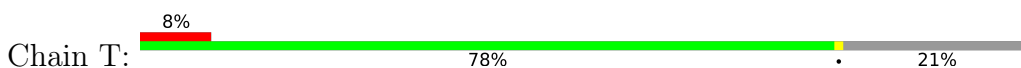
• Molecule 1: Penton protein

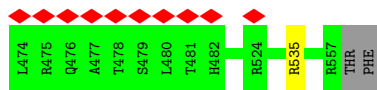


• Molecule 1: Penton protein

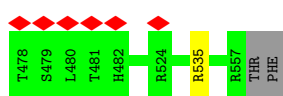
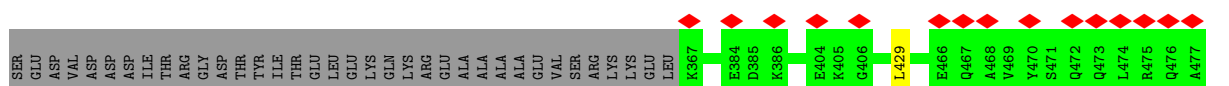
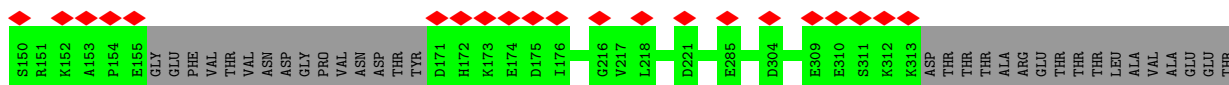
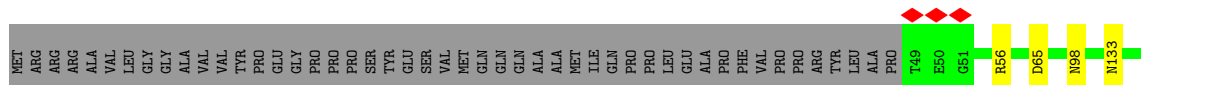
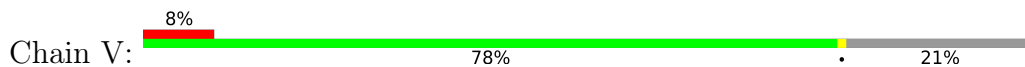


• Molecule 1: Penton protein

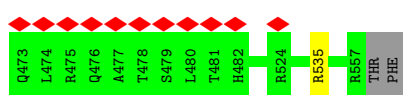
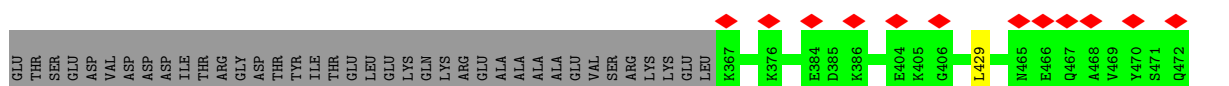
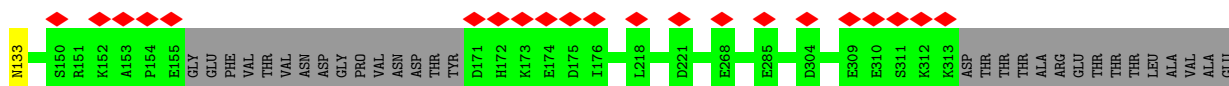
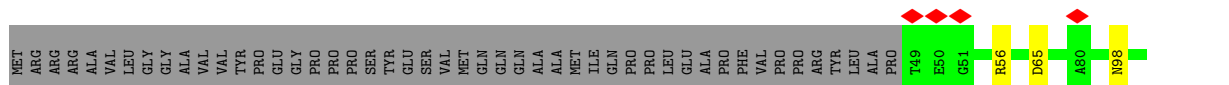
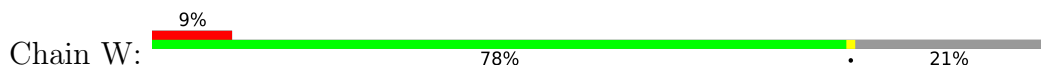




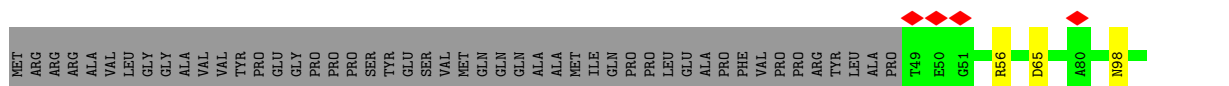
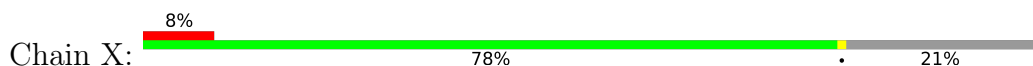
• Molecule 1: Penton protein

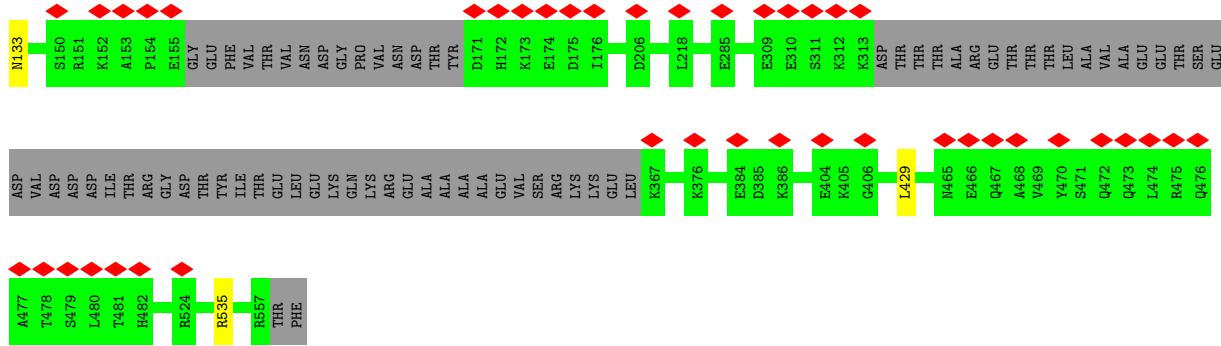


• Molecule 1: Penton protein

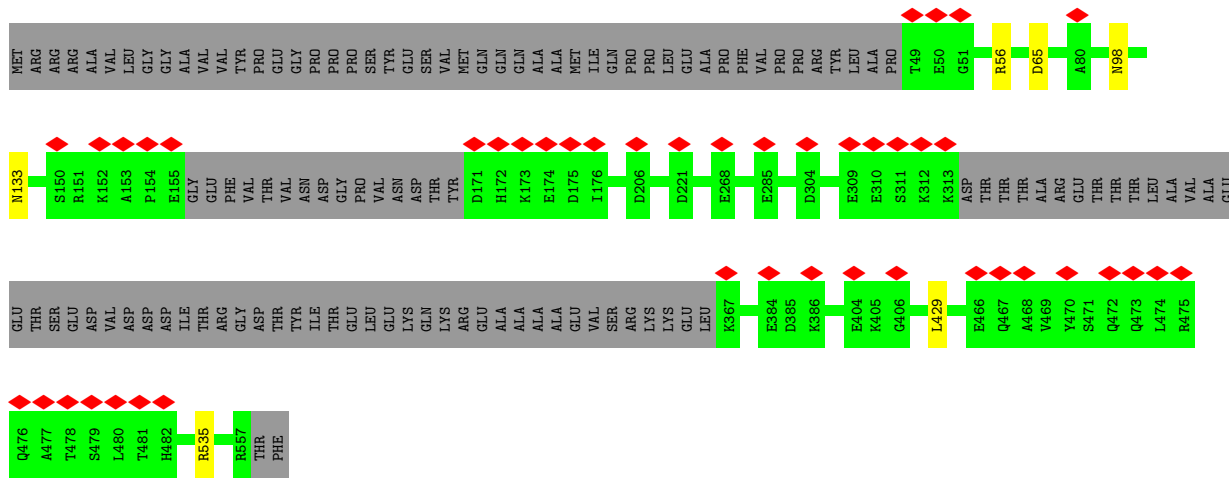
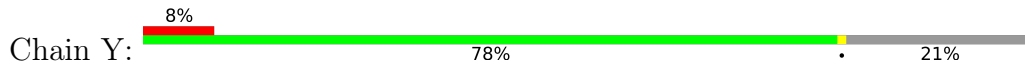


• Molecule 1: Penton protein

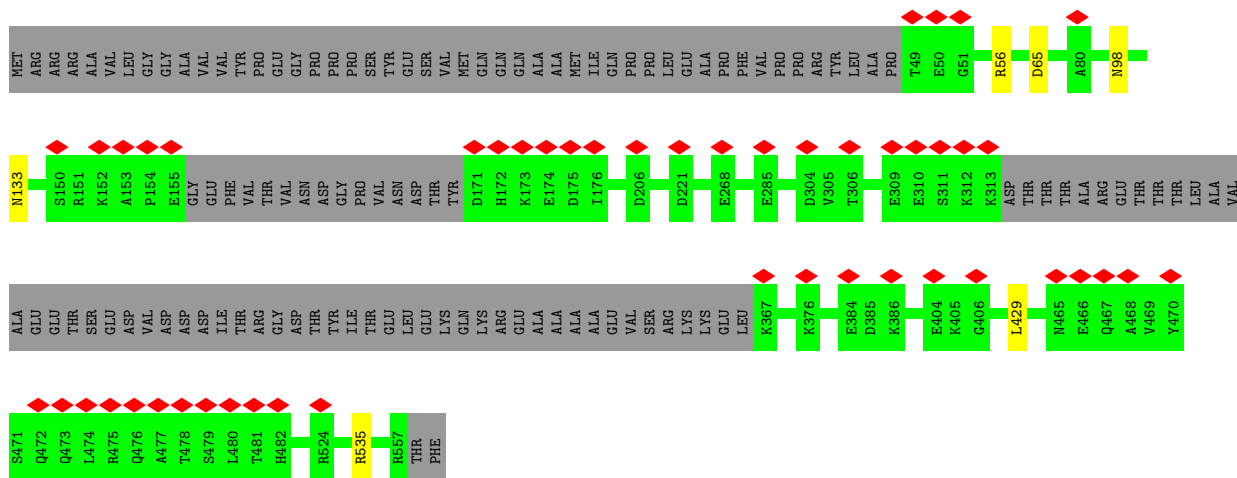
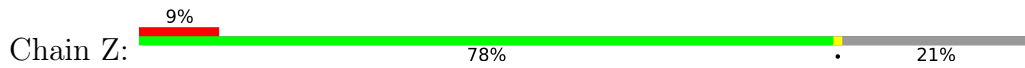




● Molecule 1: Penton protein

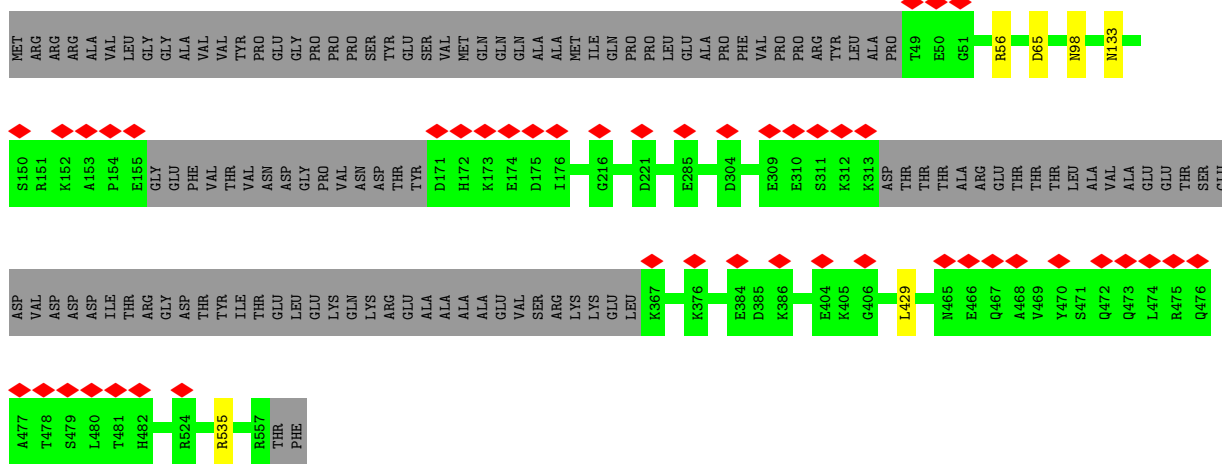
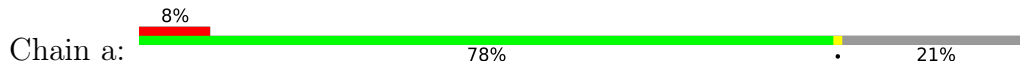


● Molecule 1: Penton protein

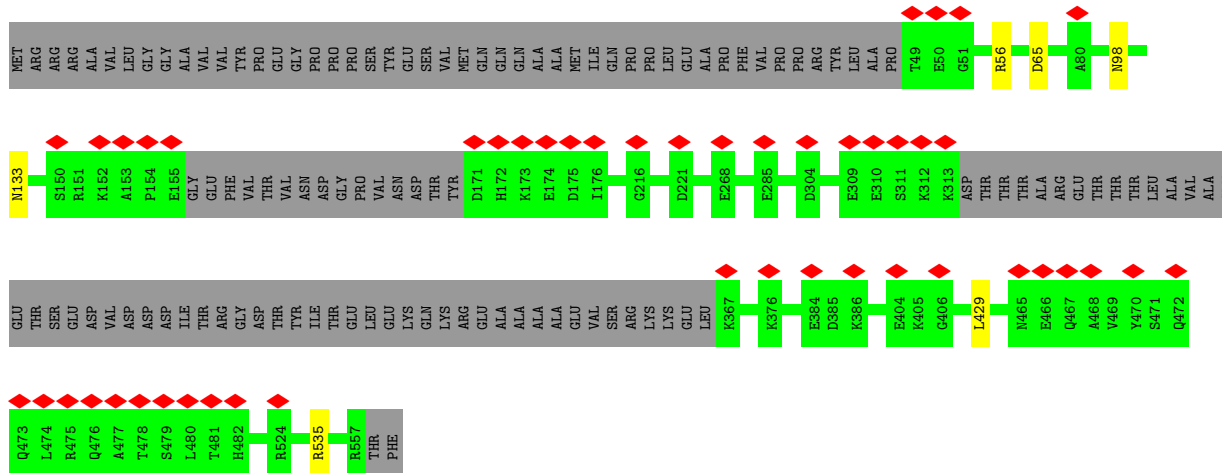
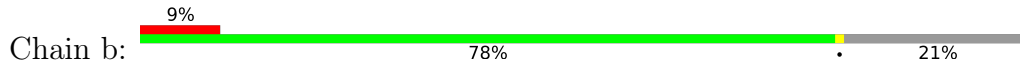


● Molecule 1: Penton protein

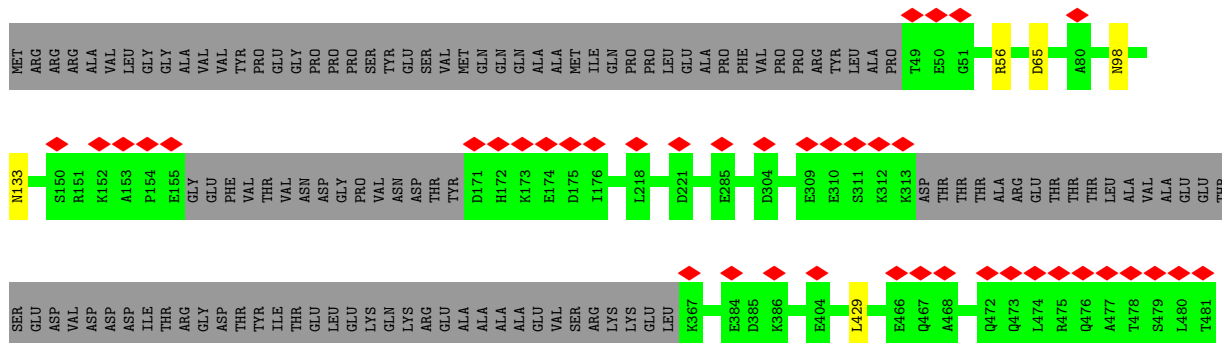
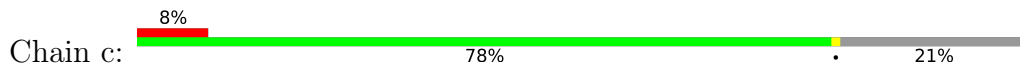




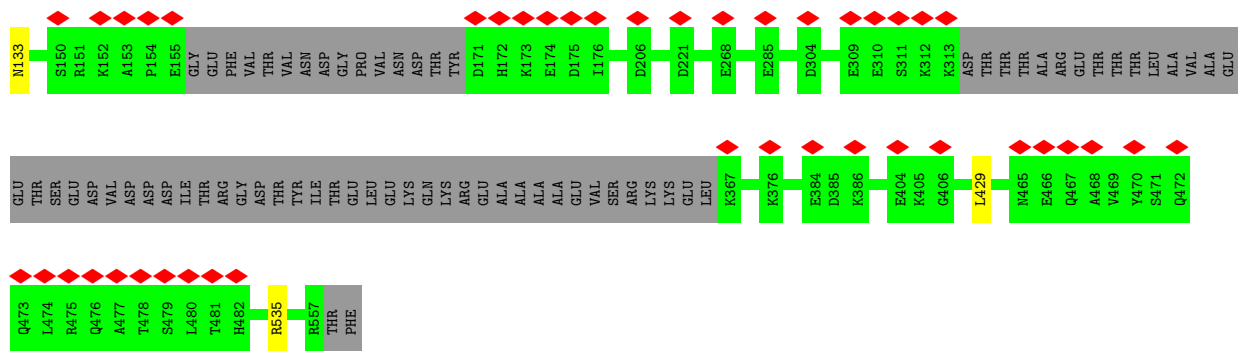
• Molecule 1: Penton protein



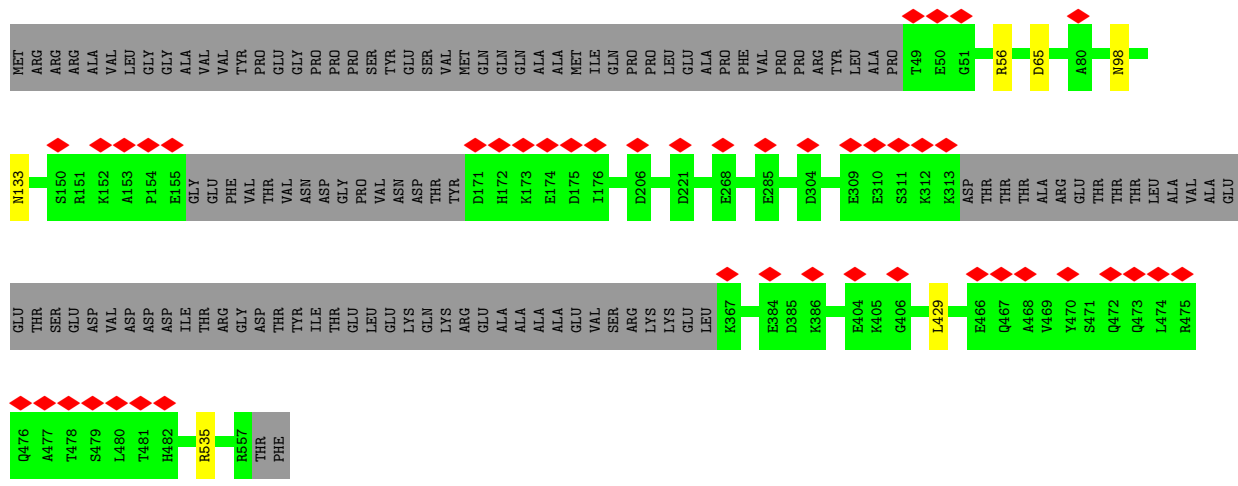
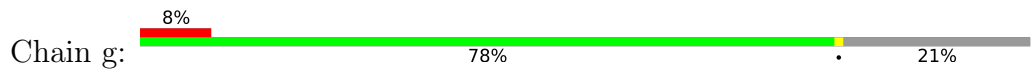
• Molecule 1: Penton protein



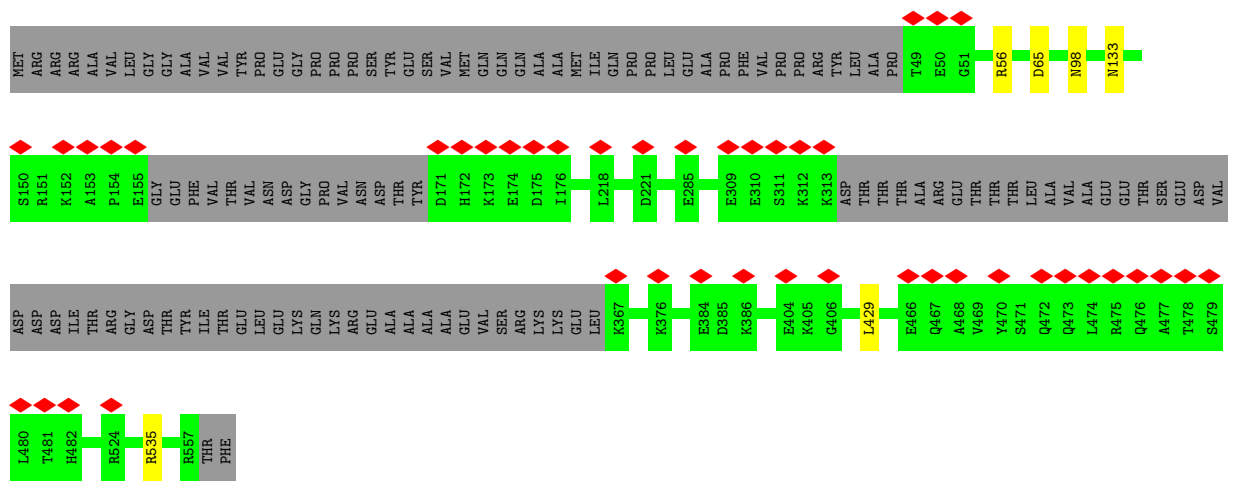
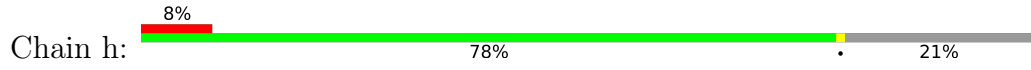




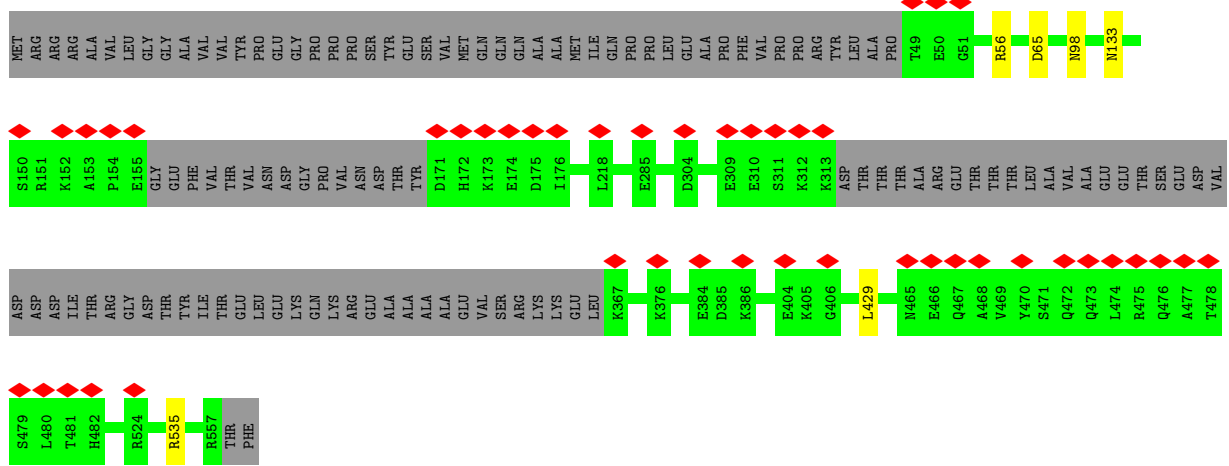
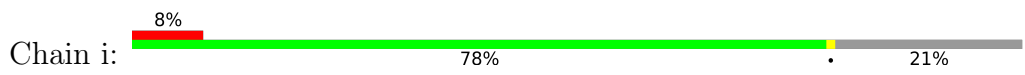
• Molecule 1: Penton protein



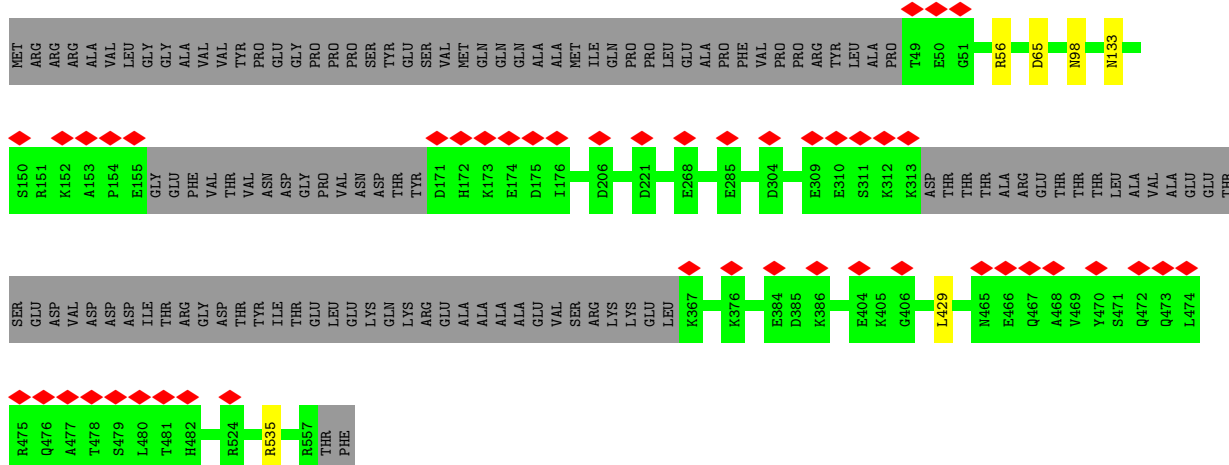
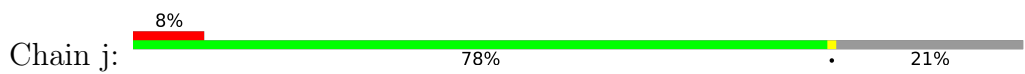
• Molecule 1: Penton protein



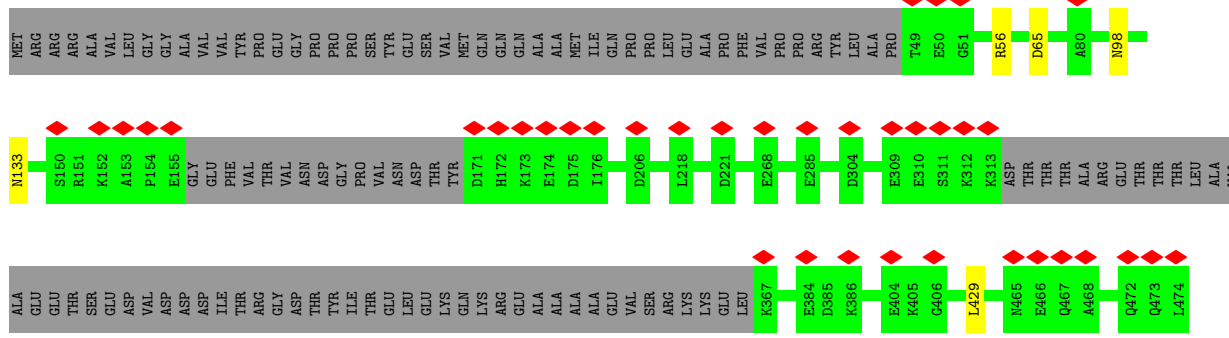
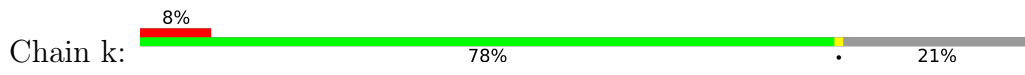
• Molecule 1: Penton protein

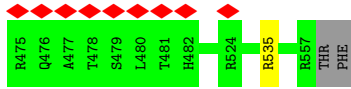


• Molecule 1: Penton protein

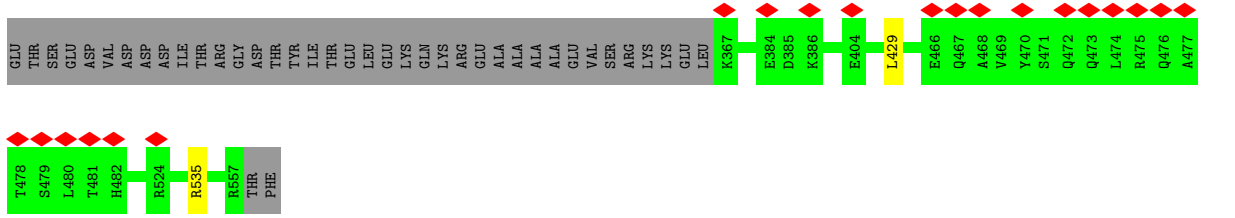
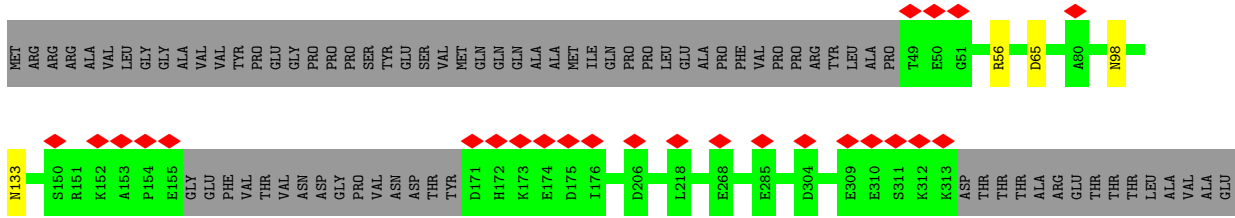
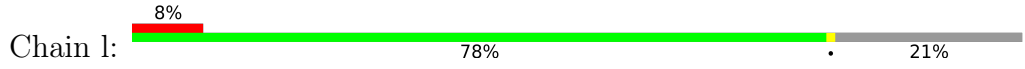


• Molecule 1: Penton protein

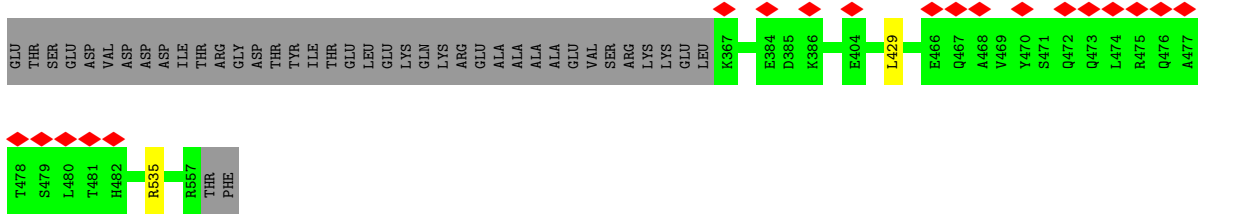
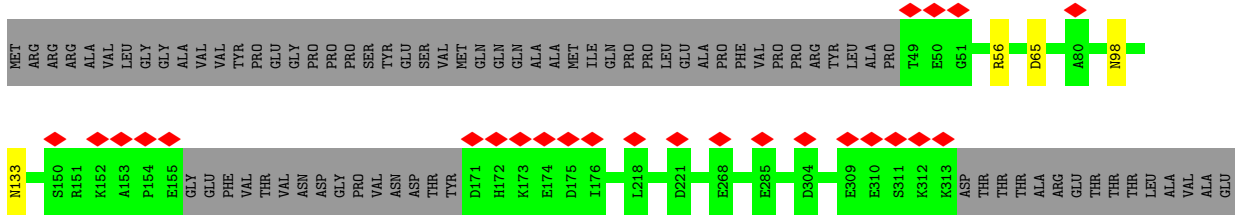
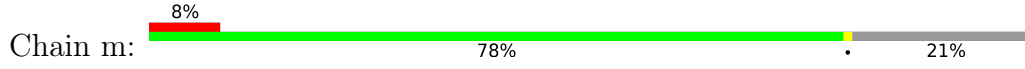





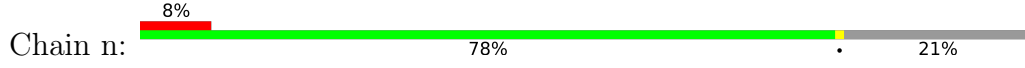
• Molecule 1: Penton protein

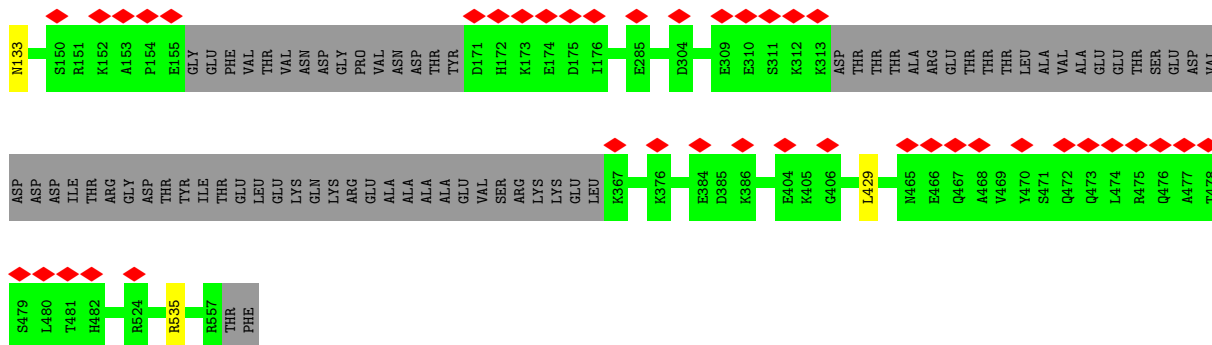


• Molecule 1: Penton protein

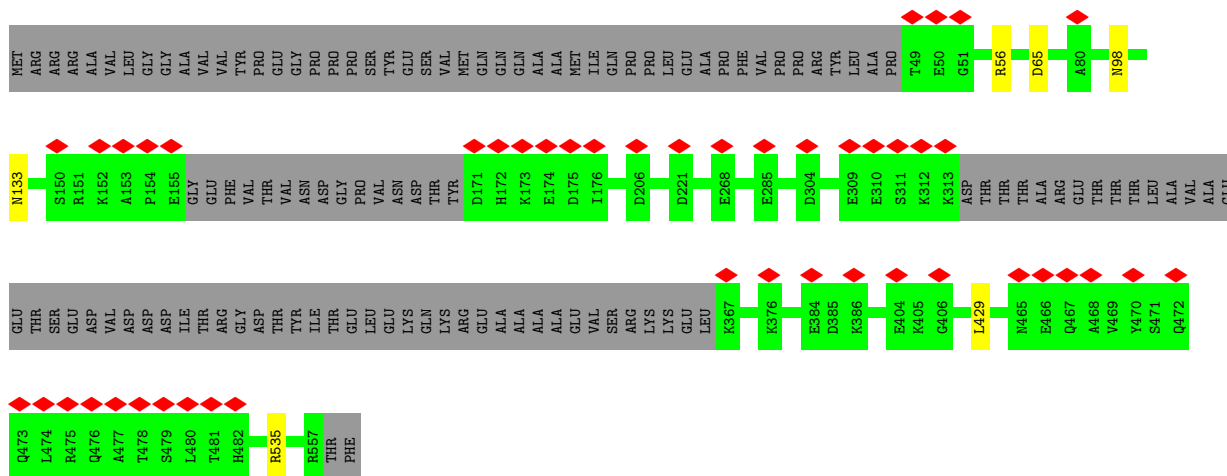
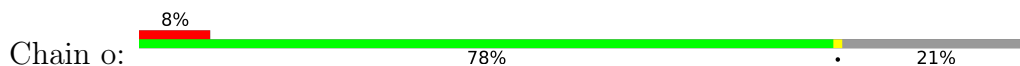


• Molecule 1: Penton protein

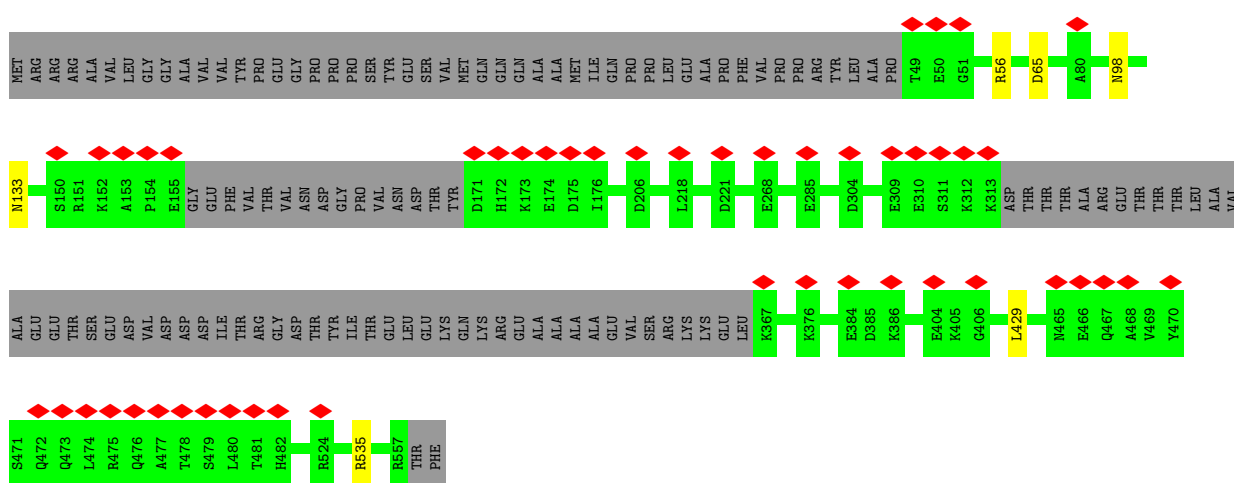
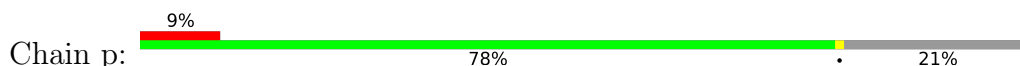




• Molecule 1: Penton protein

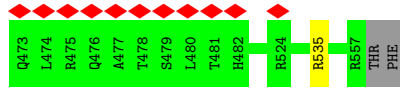


• Molecule 1: Penton protein

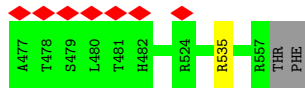
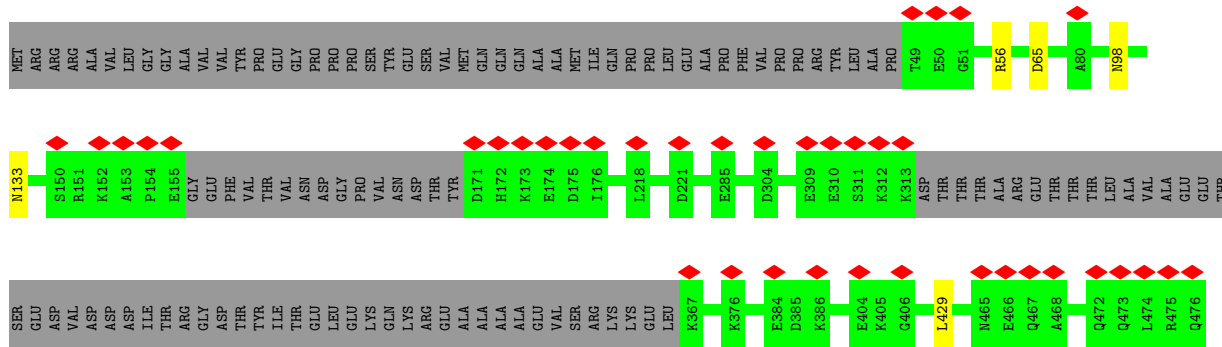
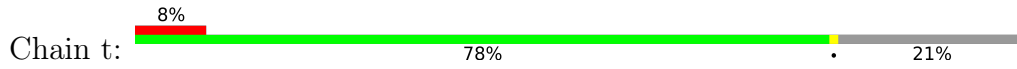


• Molecule 1: Penton protein

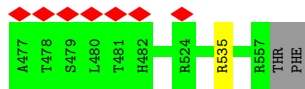
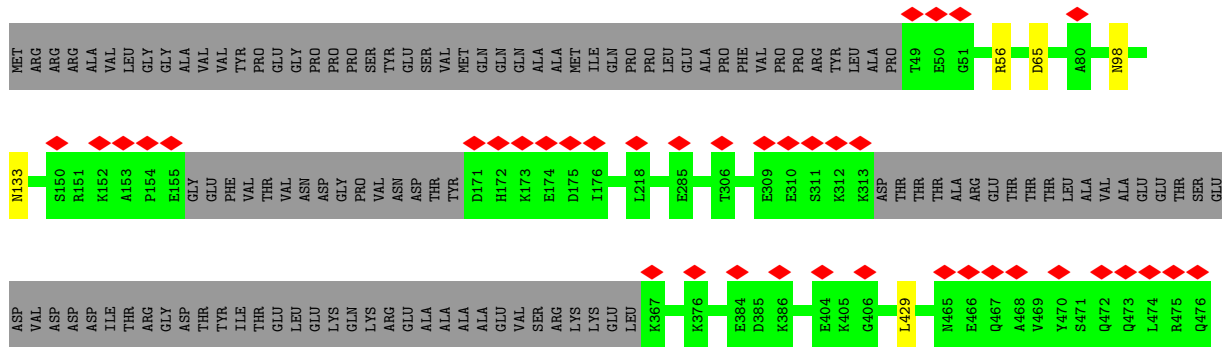
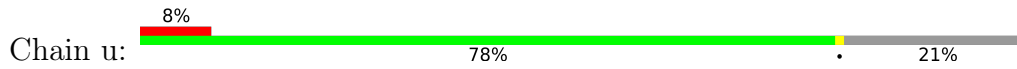




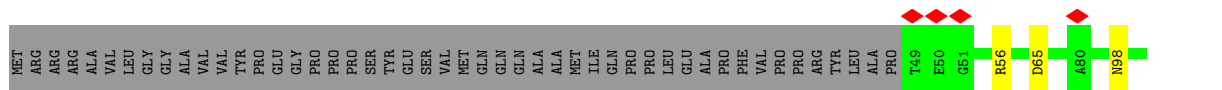
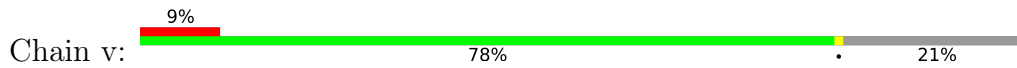
• Molecule 1: Penton protein



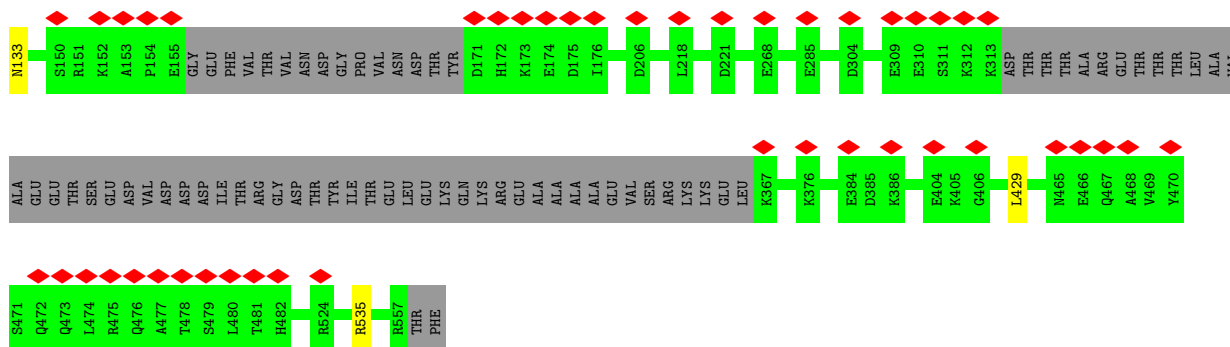
• Molecule 1: Penton protein



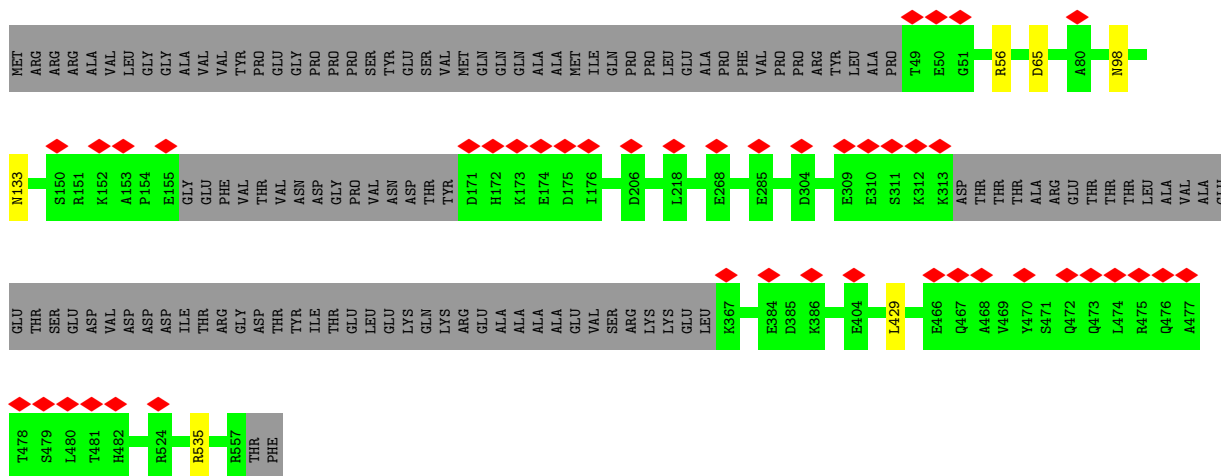
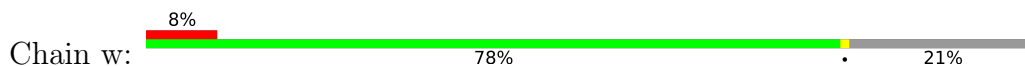
• Molecule 1: Penton protein



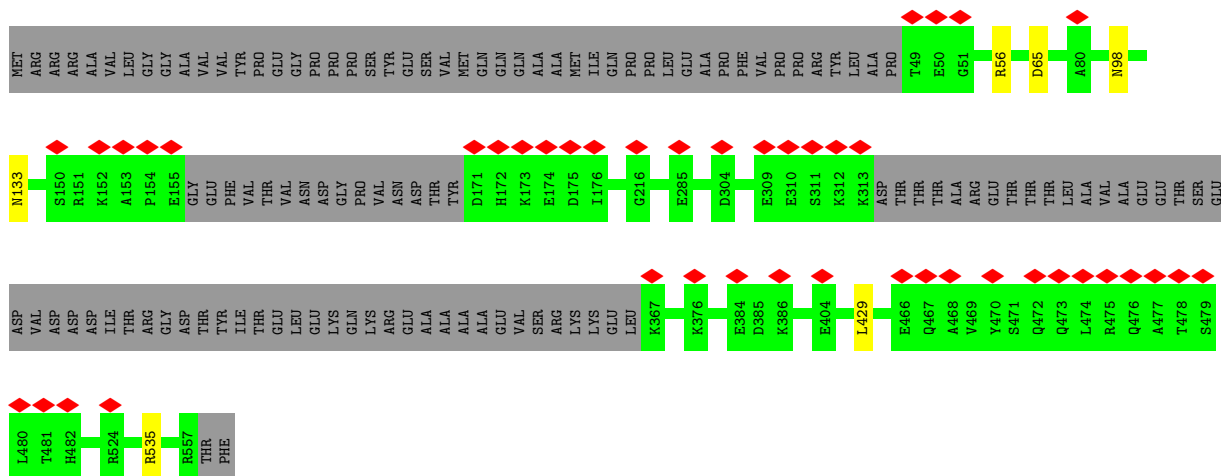
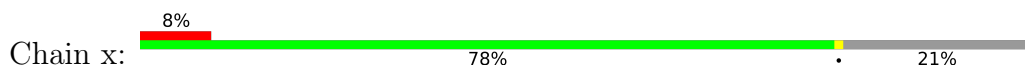




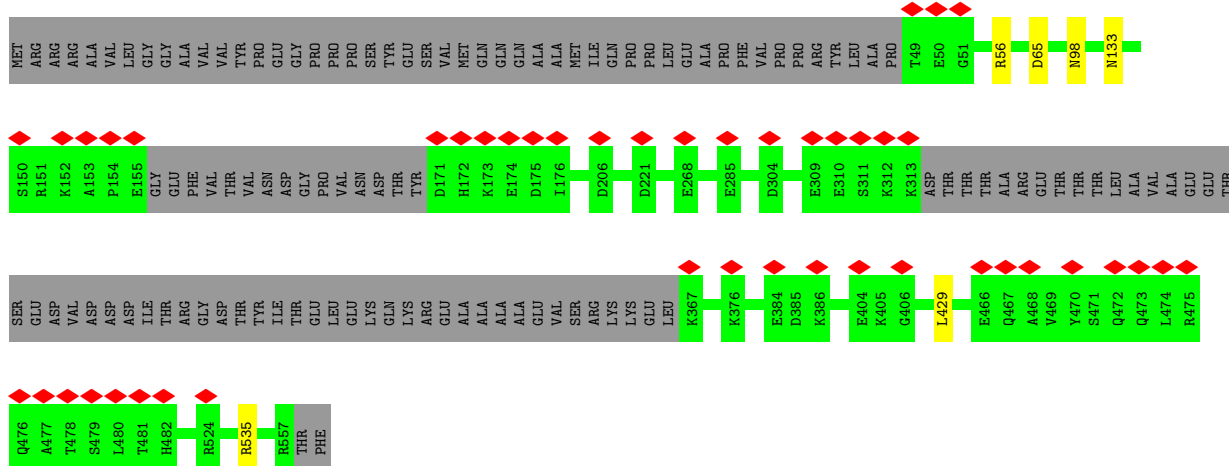
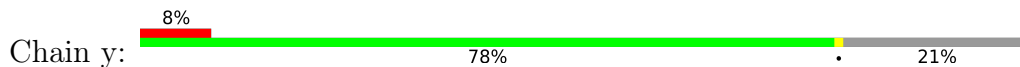
• Molecule 1: Penton protein



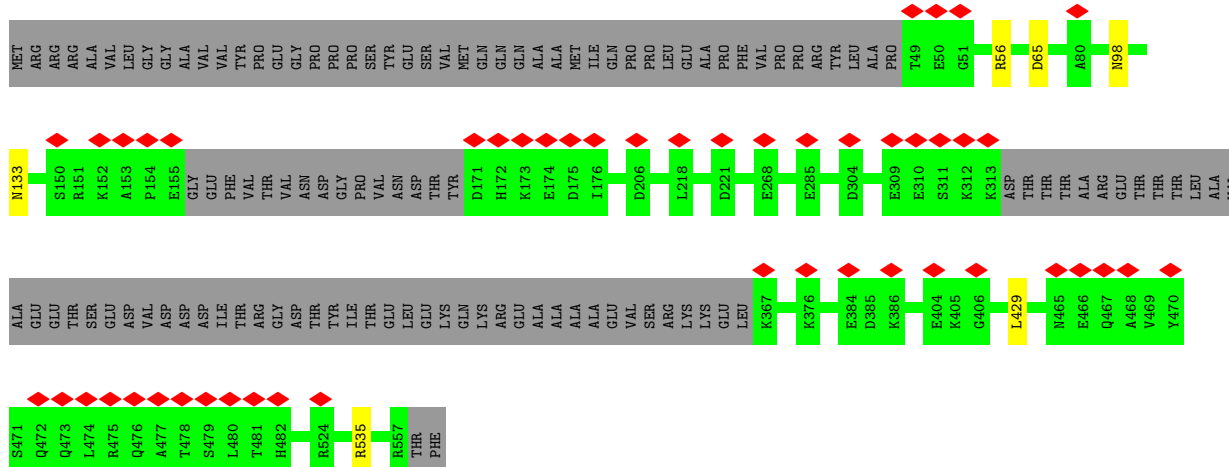
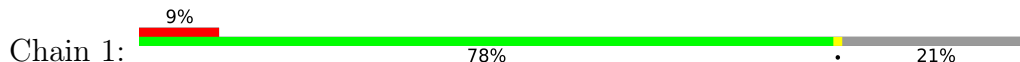
• Molecule 1: Penton protein



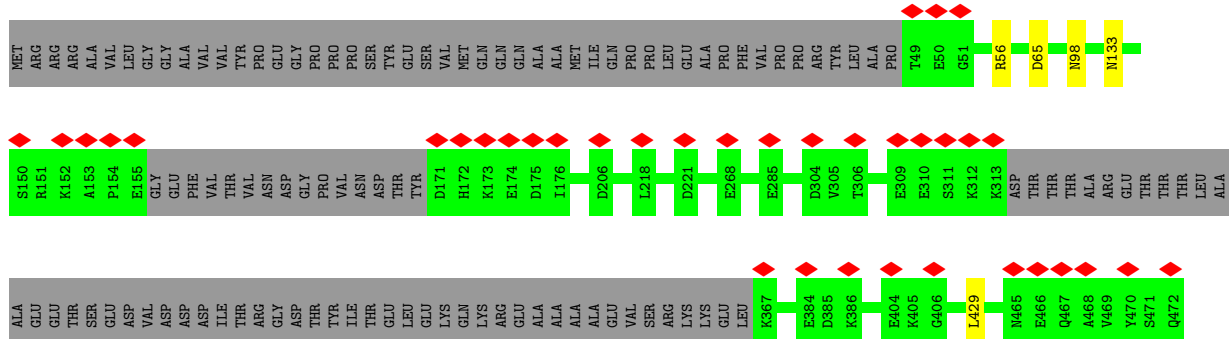
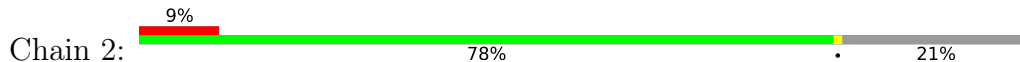
• Molecule 1: Penton protein

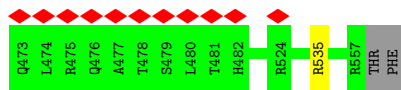


● Molecule 1: Penton protein

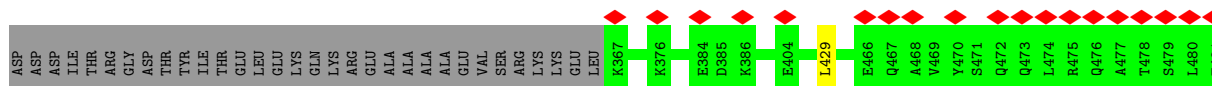
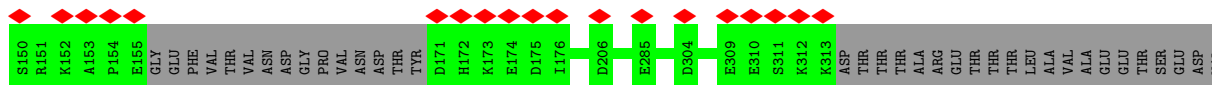
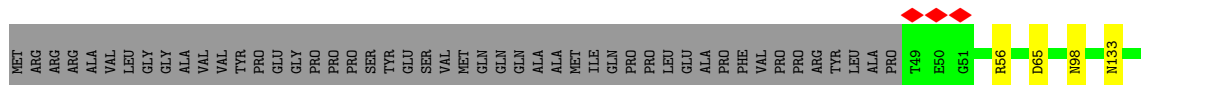
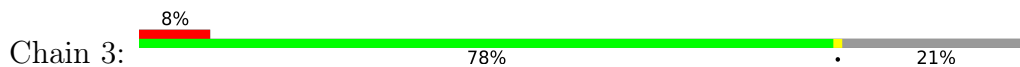


● Molecule 1: Penton protein


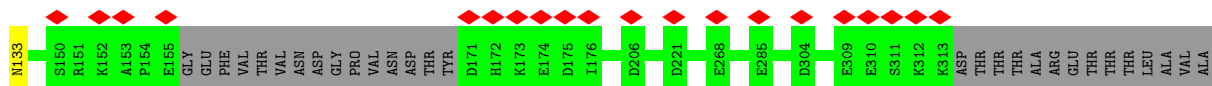

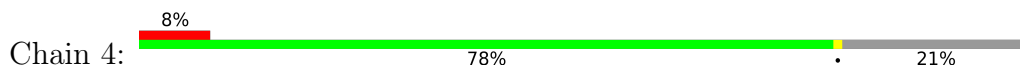




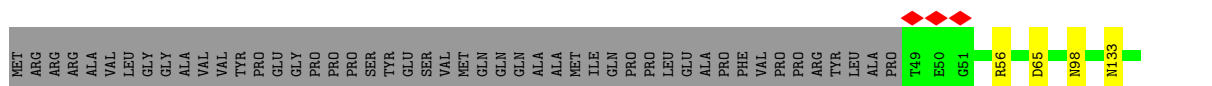
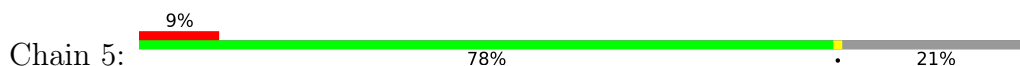
• Molecule 1: Penton protein

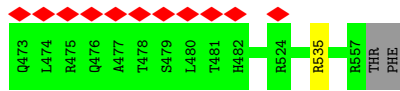

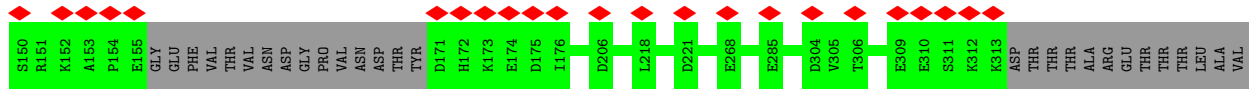


• Molecule 1: Penton protein

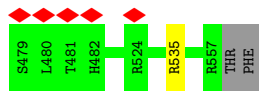
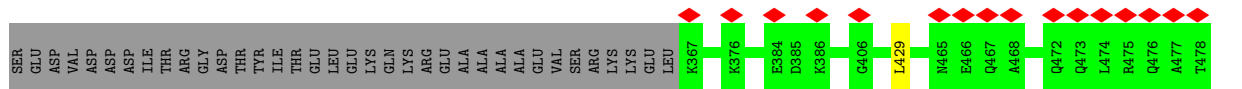
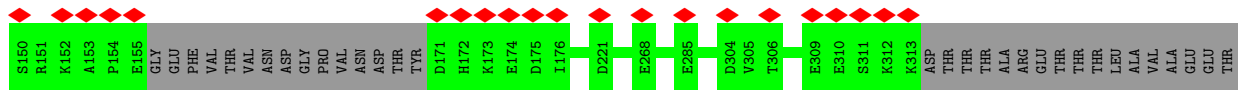
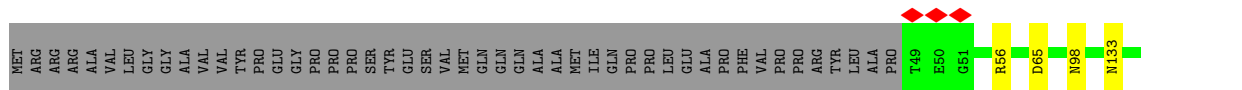
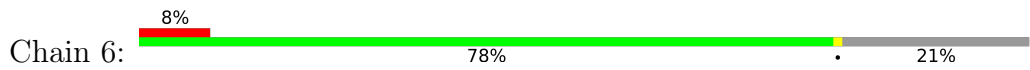


• Molecule 1: Penton protein

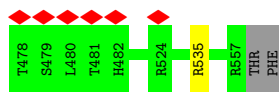
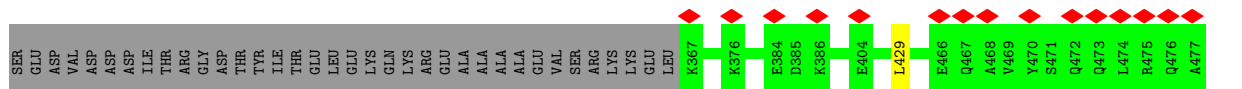
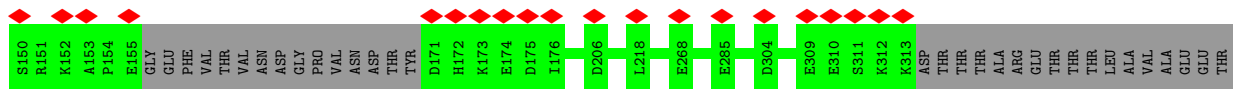
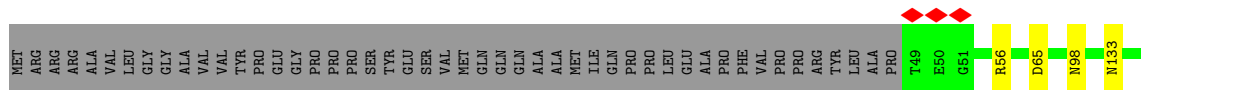
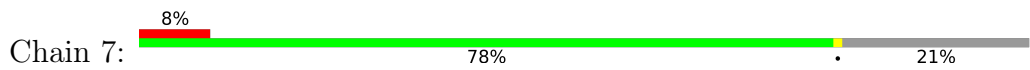




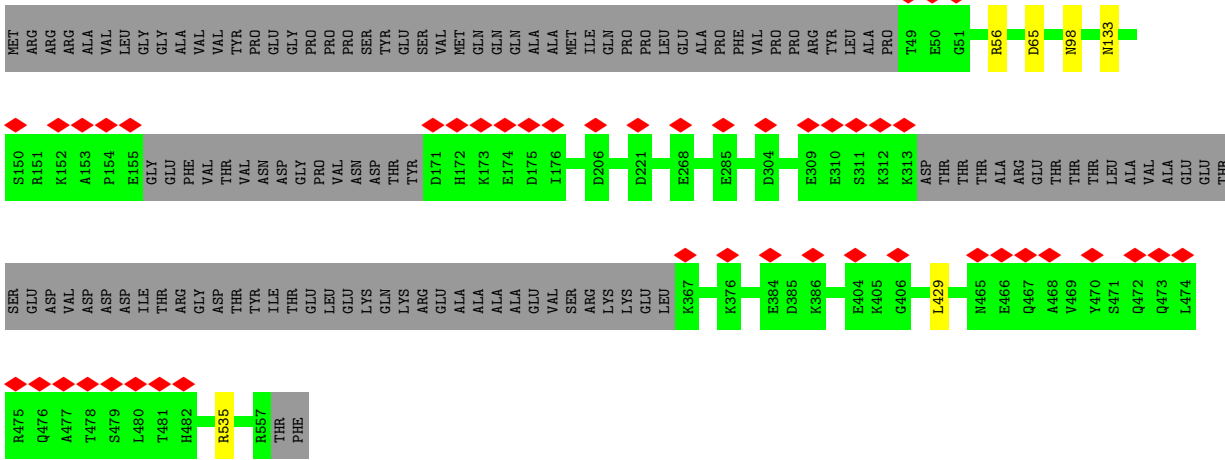
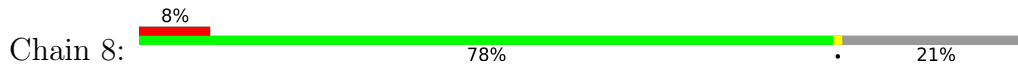
● Molecule 1: Penton protein



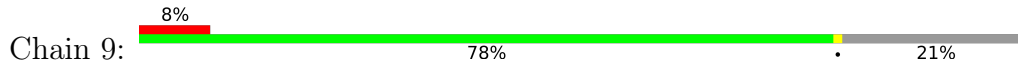
● Molecule 1: Penton protein



● Molecule 1: Penton protein



- Molecule 1: Penton protein



## 4 Experimental information

Property	Value	Source
EM reconstruction method	SINGLE PARTICLE	Depositor
Imposed symmetry	POINT, I	Depositor
Number of particles used	1758	Depositor
Resolution determination method	FSC 0.143 CUT-OFF	Depositor
CTF correction method	PHASE FLIPPING AND AMPLITUDE CORRECTION	Depositor
Microscope	FEI TALOS ARCTICA	Depositor
Voltage (kV)	200	Depositor
Electron dose ( $e^-/\text{\AA}^2$ )	1.3125	Depositor
Minimum defocus (nm)	800	Depositor
Maximum defocus (nm)	3200	Depositor
Magnification	130000	Depositor
Image detector	GATAN K2 SUMMIT (4k x 4k)	Depositor
Maximum map value	0.184	Depositor
Minimum map value	-0.104	Depositor
Average map value	0.001	Depositor
Map value standard deviation	0.007	Depositor
Recommended contour level	0.0375	Depositor
Map size (Å)	508.8, 508.8, 508.8	wwPDB
Map dimensions	480, 480, 480	wwPDB
Map angles (°)	90.0, 90.0, 90.0	wwPDB
Pixel spacing (Å)	1.06, 1.06, 1.06	Depositor

## 5 Model quality [i](#)

### 5.1 Standard geometry [i](#)

The Z score for a bond length (or angle) is the number of standard deviations the observed value is removed from the expected value. A bond length (or angle) with  $|Z| > 5$  is considered an outlier worth inspection. RMSZ is the root-mean-square of all Z scores of the bond lengths (or angles).

Mol	Chain	Bond lengths		Bond angles	
		RMSZ	# Z  >5	RMSZ	# Z  >5
1	1	0.37	0/3644	0.64	2/4948 (0.0%)
1	2	0.37	0/3644	0.64	2/4948 (0.0%)
1	3	0.37	0/3644	0.64	2/4948 (0.0%)
1	4	0.37	0/3644	0.64	2/4948 (0.0%)
1	5	0.37	0/3644	0.64	2/4948 (0.0%)
1	6	0.37	0/3644	0.64	2/4948 (0.0%)
1	7	0.37	0/3644	0.64	2/4948 (0.0%)
1	8	0.37	0/3644	0.64	2/4948 (0.0%)
1	9	0.37	0/3644	0.64	2/4948 (0.0%)
1	A	0.37	0/3644	0.64	2/4948 (0.0%)
1	B	0.37	0/3644	0.64	2/4948 (0.0%)
1	C	0.37	0/3644	0.64	2/4948 (0.0%)
1	D	0.37	0/3644	0.64	2/4948 (0.0%)
1	E	0.37	0/3644	0.64	2/4948 (0.0%)
1	F	0.37	0/3644	0.64	2/4948 (0.0%)
1	G	0.37	0/3644	0.64	2/4948 (0.0%)
1	H	0.37	0/3644	0.64	2/4948 (0.0%)
1	I	0.37	0/3644	0.64	2/4948 (0.0%)
1	J	0.37	0/3644	0.64	2/4948 (0.0%)
1	K	0.37	0/3644	0.64	2/4948 (0.0%)
1	L	0.37	0/3644	0.64	2/4948 (0.0%)
1	M	0.37	0/3644	0.64	2/4948 (0.0%)
1	N	0.37	0/3644	0.64	2/4948 (0.0%)
1	O	0.37	0/3644	0.64	2/4948 (0.0%)
1	P	0.37	0/3644	0.64	2/4948 (0.0%)
1	Q	0.37	0/3644	0.64	2/4948 (0.0%)
1	R	0.37	0/3644	0.64	2/4948 (0.0%)
1	S	0.37	0/3644	0.64	2/4948 (0.0%)
1	T	0.37	0/3644	0.64	2/4948 (0.0%)
1	V	0.37	0/3644	0.64	2/4948 (0.0%)
1	W	0.37	0/3644	0.64	2/4948 (0.0%)
1	X	0.37	0/3644	0.64	2/4948 (0.0%)
1	Y	0.37	0/3644	0.64	2/4948 (0.0%)
1	Z	0.37	0/3644	0.64	2/4948 (0.0%)

Mol	Chain	Bond lengths		Bond angles	
		RMSZ	# Z  >5	RMSZ	# Z  >5
1	a	0.37	0/3644	0.64	2/4948 (0.0%)
1	b	0.37	0/3644	0.64	2/4948 (0.0%)
1	c	0.37	0/3644	0.64	2/4948 (0.0%)
1	d	0.37	0/3644	0.64	2/4948 (0.0%)
1	e	0.37	0/3644	0.64	2/4948 (0.0%)
1	f	0.37	0/3644	0.64	2/4948 (0.0%)
1	g	0.37	0/3644	0.64	2/4948 (0.0%)
1	h	0.37	0/3644	0.64	2/4948 (0.0%)
1	i	0.37	0/3644	0.64	2/4948 (0.0%)
1	j	0.37	0/3644	0.64	2/4948 (0.0%)
1	k	0.37	0/3644	0.64	2/4948 (0.0%)
1	l	0.37	0/3644	0.64	2/4948 (0.0%)
1	m	0.37	0/3644	0.64	2/4948 (0.0%)
1	n	0.37	0/3644	0.64	2/4948 (0.0%)
1	o	0.37	0/3644	0.64	2/4948 (0.0%)
1	p	0.37	0/3644	0.64	2/4948 (0.0%)
1	q	0.37	0/3644	0.64	2/4948 (0.0%)
1	r	0.37	0/3644	0.64	2/4948 (0.0%)
1	s	0.37	0/3644	0.64	2/4948 (0.0%)
1	t	0.37	0/3644	0.64	2/4948 (0.0%)
1	u	0.37	0/3644	0.64	2/4948 (0.0%)
1	v	0.37	0/3644	0.64	2/4948 (0.0%)
1	w	0.37	0/3644	0.64	2/4948 (0.0%)
1	x	0.37	0/3644	0.64	2/4948 (0.0%)
1	y	0.37	0/3644	0.64	2/4948 (0.0%)
1	z	0.37	0/3644	0.64	2/4948 (0.0%)
All	All	0.37	0/218640	0.64	120/296880 (0.0%)

There are no bond length outliers.

All (120) bond angle outliers are listed below:

Mol	Chain	Res	Type	Atoms	Z	Observed(°)	Ideal(°)
1	o	65	ASP	CB-CG-OD1	6.57	124.21	118.30
1	O	65	ASP	CB-CG-OD1	6.54	124.19	118.30
1	F	65	ASP	CB-CG-OD1	6.54	124.19	118.30
1	S	65	ASP	CB-CG-OD1	6.54	124.19	118.30
1	y	65	ASP	CB-CG-OD1	6.54	124.19	118.30
1	k	65	ASP	CB-CG-OD1	6.53	124.18	118.30
1	5	65	ASP	CB-CG-OD1	6.53	124.18	118.30
1	W	65	ASP	CB-CG-OD1	6.53	124.17	118.30
1	x	65	ASP	CB-CG-OD1	6.53	124.17	118.30
1	H	65	ASP	CB-CG-OD1	6.53	124.17	118.30

*Continued on next page...*



*Continued from previous page...*

Mol	Chain	Res	Type	Atoms	Z	Observed(°)	Ideal(°)
1	a	65	ASP	CB-CG-OD1	6.53	124.17	118.30
1	Z	65	ASP	CB-CG-OD1	6.52	124.17	118.30
1	I	65	ASP	CB-CG-OD1	6.52	124.17	118.30
1	p	65	ASP	CB-CG-OD1	6.52	124.17	118.30
1	g	65	ASP	CB-CG-OD1	6.51	124.16	118.30
1	c	65	ASP	CB-CG-OD1	6.51	124.16	118.30
1	M	65	ASP	CB-CG-OD1	6.51	124.16	118.30
1	m	65	ASP	CB-CG-OD1	6.51	124.16	118.30
1	l	65	ASP	CB-CG-OD1	6.51	124.16	118.30
1	s	65	ASP	CB-CG-OD1	6.50	124.15	118.30
1	9	65	ASP	CB-CG-OD1	6.50	124.15	118.30
1	Y	65	ASP	CB-CG-OD1	6.50	124.15	118.30
1	Q	65	ASP	CB-CG-OD1	6.49	124.14	118.30
1	v	65	ASP	CB-CG-OD1	6.49	124.14	118.30
1	3	65	ASP	CB-CG-OD1	6.49	124.14	118.30
1	L	65	ASP	CB-CG-OD1	6.49	124.14	118.30
1	A	65	ASP	CB-CG-OD1	6.49	124.14	118.30
1	h	65	ASP	CB-CG-OD1	6.49	124.14	118.30
1	t	65	ASP	CB-CG-OD1	6.49	124.14	118.30
1	E	65	ASP	CB-CG-OD1	6.49	124.14	118.30
1	N	65	ASP	CB-CG-OD1	6.49	124.14	118.30
1	J	65	ASP	CB-CG-OD1	6.48	124.14	118.30
1	K	65	ASP	CB-CG-OD1	6.48	124.13	118.30
1	7	65	ASP	CB-CG-OD1	6.48	124.13	118.30
1	P	65	ASP	CB-CG-OD1	6.48	124.13	118.30
1	i	65	ASP	CB-CG-OD1	6.48	124.13	118.30
1	V	65	ASP	CB-CG-OD1	6.48	124.13	118.30
1	d	65	ASP	CB-CG-OD1	6.48	124.13	118.30
1	D	65	ASP	CB-CG-OD1	6.47	124.13	118.30
1	z	65	ASP	CB-CG-OD1	6.47	124.12	118.30
1	w	65	ASP	CB-CG-OD1	6.47	124.12	118.30
1	C	65	ASP	CB-CG-OD1	6.47	124.12	118.30
1	X	65	ASP	CB-CG-OD1	6.47	124.12	118.30
1	b	65	ASP	CB-CG-OD1	6.47	124.12	118.30
1	6	65	ASP	CB-CG-OD1	6.47	124.12	118.30
1	G	65	ASP	CB-CG-OD1	6.46	124.11	118.30
1	j	65	ASP	CB-CG-OD1	6.46	124.11	118.30
1	f	65	ASP	CB-CG-OD1	6.45	124.11	118.30
1	u	65	ASP	CB-CG-OD1	6.45	124.11	118.30
1	4	65	ASP	CB-CG-OD1	6.45	124.11	118.30
1	R	65	ASP	CB-CG-OD1	6.45	124.10	118.30
1	T	65	ASP	CB-CG-OD1	6.45	124.10	118.30

*Continued on next page...*

*Continued from previous page...*

Mol	Chain	Res	Type	Atoms	Z	Observed(°)	Ideal(°)
1	8	65	ASP	CB-CG-OD1	6.45	124.10	118.30
1	e	65	ASP	CB-CG-OD1	6.45	124.10	118.30
1	r	65	ASP	CB-CG-OD1	6.45	124.10	118.30
1	q	65	ASP	CB-CG-OD1	6.44	124.10	118.30
1	l	65	ASP	CB-CG-OD1	6.44	124.10	118.30
1	2	65	ASP	CB-CG-OD1	6.44	124.09	118.30
1	B	65	ASP	CB-CG-OD1	6.44	124.09	118.30
1	n	65	ASP	CB-CG-OD1	6.43	124.09	118.30
1	y	429	LEU	CA-CB-CG	5.17	127.18	115.30
1	X	429	LEU	CA-CB-CG	5.16	127.18	115.30
1	f	429	LEU	CA-CB-CG	5.16	127.17	115.30
1	O	429	LEU	CA-CB-CG	5.16	127.16	115.30
1	p	429	LEU	CA-CB-CG	5.16	127.16	115.30
1	A	429	LEU	CA-CB-CG	5.16	127.16	115.30
1	C	429	LEU	CA-CB-CG	5.16	127.16	115.30
1	L	429	LEU	CA-CB-CG	5.16	127.16	115.30
1	W	429	LEU	CA-CB-CG	5.16	127.16	115.30
1	t	429	LEU	CA-CB-CG	5.16	127.16	115.30
1	I	429	LEU	CA-CB-CG	5.15	127.16	115.30
1	e	429	LEU	CA-CB-CG	5.15	127.15	115.30
1	n	429	LEU	CA-CB-CG	5.15	127.15	115.30
1	j	429	LEU	CA-CB-CG	5.15	127.14	115.30
1	E	429	LEU	CA-CB-CG	5.15	127.14	115.30
1	P	429	LEU	CA-CB-CG	5.15	127.14	115.30
1	z	429	LEU	CA-CB-CG	5.15	127.14	115.30
1	N	429	LEU	CA-CB-CG	5.15	127.14	115.30
1	c	429	LEU	CA-CB-CG	5.15	127.14	115.30
1	T	429	LEU	CA-CB-CG	5.15	127.14	115.30
1	2	429	LEU	CA-CB-CG	5.15	127.14	115.30
1	M	429	LEU	CA-CB-CG	5.14	127.13	115.30
1	Q	429	LEU	CA-CB-CG	5.14	127.13	115.30
1	a	429	LEU	CA-CB-CG	5.14	127.13	115.30
1	d	429	LEU	CA-CB-CG	5.14	127.13	115.30
1	h	429	LEU	CA-CB-CG	5.14	127.13	115.30
1	q	429	LEU	CA-CB-CG	5.14	127.13	115.30
1	x	429	LEU	CA-CB-CG	5.14	127.13	115.30
1	3	429	LEU	CA-CB-CG	5.14	127.13	115.30
1	7	429	LEU	CA-CB-CG	5.14	127.13	115.30
1	Y	429	LEU	CA-CB-CG	5.14	127.12	115.30
1	l	429	LEU	CA-CB-CG	5.14	127.12	115.30
1	G	429	LEU	CA-CB-CG	5.14	127.12	115.30
1	g	429	LEU	CA-CB-CG	5.14	127.12	115.30

*Continued on next page...*

*Continued from previous page...*

Mol	Chain	Res	Type	Atoms	Z	Observed(°)	Ideal(°)
1	m	429	LEU	CA-CB-CG	5.14	127.12	115.30
1	B	429	LEU	CA-CB-CG	5.14	127.12	115.30
1	F	429	LEU	CA-CB-CG	5.14	127.12	115.30
1	6	429	LEU	CA-CB-CG	5.14	127.12	115.30
1	D	429	LEU	CA-CB-CG	5.14	127.11	115.30
1	b	429	LEU	CA-CB-CG	5.14	127.12	115.30
1	w	429	LEU	CA-CB-CG	5.14	127.12	115.30
1	J	429	LEU	CA-CB-CG	5.13	127.11	115.30
1	i	429	LEU	CA-CB-CG	5.13	127.11	115.30
1	1	429	LEU	CA-CB-CG	5.13	127.11	115.30
1	9	429	LEU	CA-CB-CG	5.13	127.11	115.30
1	R	429	LEU	CA-CB-CG	5.13	127.11	115.30
1	r	429	LEU	CA-CB-CG	5.13	127.11	115.30
1	K	429	LEU	CA-CB-CG	5.13	127.10	115.30
1	v	429	LEU	CA-CB-CG	5.13	127.10	115.30
1	8	429	LEU	CA-CB-CG	5.13	127.10	115.30
1	V	429	LEU	CA-CB-CG	5.13	127.09	115.30
1	k	429	LEU	CA-CB-CG	5.13	127.09	115.30
1	5	429	LEU	CA-CB-CG	5.13	127.09	115.30
1	o	429	LEU	CA-CB-CG	5.12	127.09	115.30
1	u	429	LEU	CA-CB-CG	5.12	127.08	115.30
1	H	429	LEU	CA-CB-CG	5.12	127.08	115.30
1	S	429	LEU	CA-CB-CG	5.12	127.08	115.30
1	4	429	LEU	CA-CB-CG	5.12	127.08	115.30
1	Z	429	LEU	CA-CB-CG	5.12	127.07	115.30
1	s	429	LEU	CA-CB-CG	5.12	127.07	115.30

There are no chirality outliers.

There are no planarity outliers.

## 5.2 Too-close contacts [i](#)

Due to software issues we are unable to calculate clashes - this section is therefore empty.

## 5.3 Torsion angles [i](#)

### 5.3.1 Protein backbone [i](#)

In the following table, the Percentiles column shows the percent Ramachandran outliers of the chain as a percentile score with respect to all PDB entries followed by that with respect to all EM entries.

The Analysed column shows the number of residues for which the backbone conformation was analysed, and the total number of residues.

Mol	Chain	Analysed	Favoured	Allowed	Outliers	Percentiles	
1	1	435/559 (78%)	371 (85%)	64 (15%)	0	100	100
1	2	435/559 (78%)	371 (85%)	64 (15%)	0	100	100
1	3	435/559 (78%)	371 (85%)	64 (15%)	0	100	100
1	4	435/559 (78%)	371 (85%)	64 (15%)	0	100	100
1	5	435/559 (78%)	371 (85%)	64 (15%)	0	100	100
1	6	435/559 (78%)	371 (85%)	64 (15%)	0	100	100
1	7	435/559 (78%)	371 (85%)	64 (15%)	0	100	100
1	8	435/559 (78%)	371 (85%)	64 (15%)	0	100	100
1	9	435/559 (78%)	370 (85%)	65 (15%)	0	100	100
1	A	435/559 (78%)	371 (85%)	64 (15%)	0	100	100
1	B	435/559 (78%)	371 (85%)	64 (15%)	0	100	100
1	C	435/559 (78%)	371 (85%)	64 (15%)	0	100	100
1	D	435/559 (78%)	371 (85%)	64 (15%)	0	100	100
1	E	435/559 (78%)	371 (85%)	64 (15%)	0	100	100
1	F	435/559 (78%)	371 (85%)	64 (15%)	0	100	100
1	G	435/559 (78%)	371 (85%)	64 (15%)	0	100	100
1	H	435/559 (78%)	371 (85%)	64 (15%)	0	100	100
1	I	435/559 (78%)	371 (85%)	64 (15%)	0	100	100
1	J	435/559 (78%)	371 (85%)	64 (15%)	0	100	100
1	K	435/559 (78%)	371 (85%)	64 (15%)	0	100	100
1	L	435/559 (78%)	370 (85%)	65 (15%)	0	100	100
1	M	435/559 (78%)	370 (85%)	65 (15%)	0	100	100
1	N	435/559 (78%)	371 (85%)	64 (15%)	0	100	100
1	O	435/559 (78%)	371 (85%)	64 (15%)	0	100	100
1	P	435/559 (78%)	371 (85%)	64 (15%)	0	100	100
1	Q	435/559 (78%)	371 (85%)	64 (15%)	0	100	100
1	R	435/559 (78%)	371 (85%)	64 (15%)	0	100	100
1	S	435/559 (78%)	371 (85%)	64 (15%)	0	100	100
1	T	435/559 (78%)	370 (85%)	65 (15%)	0	100	100
1	V	435/559 (78%)	371 (85%)	64 (15%)	0	100	100

*Continued on next page...*

Continued from previous page...

Mol	Chain	Analysed	Favoured	Allowed	Outliers	Percentiles	
1	W	435/559 (78%)	371 (85%)	64 (15%)	0	100	100
1	X	435/559 (78%)	371 (85%)	64 (15%)	0	100	100
1	Y	435/559 (78%)	371 (85%)	64 (15%)	0	100	100
1	Z	435/559 (78%)	371 (85%)	64 (15%)	0	100	100
1	a	435/559 (78%)	370 (85%)	65 (15%)	0	100	100
1	b	435/559 (78%)	371 (85%)	64 (15%)	0	100	100
1	c	435/559 (78%)	371 (85%)	64 (15%)	0	100	100
1	d	435/559 (78%)	371 (85%)	64 (15%)	0	100	100
1	e	435/559 (78%)	371 (85%)	64 (15%)	0	100	100
1	f	435/559 (78%)	371 (85%)	64 (15%)	0	100	100
1	g	435/559 (78%)	371 (85%)	64 (15%)	0	100	100
1	h	435/559 (78%)	371 (85%)	64 (15%)	0	100	100
1	i	435/559 (78%)	371 (85%)	64 (15%)	0	100	100
1	j	435/559 (78%)	371 (85%)	64 (15%)	0	100	100
1	k	435/559 (78%)	371 (85%)	64 (15%)	0	100	100
1	l	435/559 (78%)	371 (85%)	64 (15%)	0	100	100
1	m	435/559 (78%)	371 (85%)	64 (15%)	0	100	100
1	n	435/559 (78%)	371 (85%)	64 (15%)	0	100	100
1	o	435/559 (78%)	371 (85%)	64 (15%)	0	100	100
1	p	435/559 (78%)	371 (85%)	64 (15%)	0	100	100
1	q	435/559 (78%)	371 (85%)	64 (15%)	0	100	100
1	r	435/559 (78%)	371 (85%)	64 (15%)	0	100	100
1	s	435/559 (78%)	371 (85%)	64 (15%)	0	100	100
1	t	435/559 (78%)	371 (85%)	64 (15%)	0	100	100
1	u	435/559 (78%)	371 (85%)	64 (15%)	0	100	100
1	v	435/559 (78%)	371 (85%)	64 (15%)	0	100	100
1	w	435/559 (78%)	371 (85%)	64 (15%)	0	100	100
1	x	435/559 (78%)	371 (85%)	64 (15%)	0	100	100
1	y	435/559 (78%)	371 (85%)	64 (15%)	0	100	100
1	z	435/559 (78%)	370 (85%)	65 (15%)	0	100	100
All	All	26100/33540 (78%)	22254 (85%)	3846 (15%)	0	100	100

There are no Ramachandran outliers to report.

### 5.3.2 Protein sidechains [i](#)

In the following table, the Percentiles column shows the percent sidechain outliers of the chain as a percentile score with respect to all PDB entries followed by that with respect to all EM entries.

The Analysed column shows the number of residues for which the sidechain conformation was analysed, and the total number of residues.

Mol	Chain	Analysed	Rotameric	Outliers	Percentiles	
1	1	399/498 (80%)	395 (99%)	4 (1%)	76	88
1	2	399/498 (80%)	395 (99%)	4 (1%)	76	88
1	3	399/498 (80%)	395 (99%)	4 (1%)	76	88
1	4	399/498 (80%)	395 (99%)	4 (1%)	76	88
1	5	399/498 (80%)	395 (99%)	4 (1%)	76	88
1	6	399/498 (80%)	395 (99%)	4 (1%)	76	88
1	7	399/498 (80%)	395 (99%)	4 (1%)	76	88
1	8	399/498 (80%)	395 (99%)	4 (1%)	76	88
1	9	399/498 (80%)	395 (99%)	4 (1%)	76	88
1	A	399/498 (80%)	395 (99%)	4 (1%)	76	88
1	B	399/498 (80%)	395 (99%)	4 (1%)	76	88
1	C	399/498 (80%)	395 (99%)	4 (1%)	76	88
1	D	399/498 (80%)	395 (99%)	4 (1%)	76	88
1	E	399/498 (80%)	395 (99%)	4 (1%)	76	88
1	F	399/498 (80%)	395 (99%)	4 (1%)	76	88
1	G	399/498 (80%)	395 (99%)	4 (1%)	76	88
1	H	399/498 (80%)	395 (99%)	4 (1%)	76	88
1	I	399/498 (80%)	395 (99%)	4 (1%)	76	88
1	J	399/498 (80%)	395 (99%)	4 (1%)	76	88
1	K	399/498 (80%)	395 (99%)	4 (1%)	76	88
1	L	399/498 (80%)	395 (99%)	4 (1%)	76	88
1	M	399/498 (80%)	395 (99%)	4 (1%)	76	88
1	N	399/498 (80%)	395 (99%)	4 (1%)	76	88
1	O	399/498 (80%)	395 (99%)	4 (1%)	76	88

*Continued on next page...*

*Continued from previous page...*

Mol	Chain	Analysed	Rotameric	Outliers	Percentiles	
1	P	399/498 (80%)	395 (99%)	4 (1%)	76	88
1	Q	399/498 (80%)	395 (99%)	4 (1%)	76	88
1	R	399/498 (80%)	395 (99%)	4 (1%)	76	88
1	S	399/498 (80%)	395 (99%)	4 (1%)	76	88
1	T	399/498 (80%)	395 (99%)	4 (1%)	76	88
1	V	399/498 (80%)	395 (99%)	4 (1%)	76	88
1	W	399/498 (80%)	395 (99%)	4 (1%)	76	88
1	X	399/498 (80%)	395 (99%)	4 (1%)	76	88
1	Y	399/498 (80%)	395 (99%)	4 (1%)	76	88
1	Z	399/498 (80%)	395 (99%)	4 (1%)	76	88
1	a	399/498 (80%)	395 (99%)	4 (1%)	76	88
1	b	399/498 (80%)	395 (99%)	4 (1%)	76	88
1	c	399/498 (80%)	395 (99%)	4 (1%)	76	88
1	d	399/498 (80%)	395 (99%)	4 (1%)	76	88
1	e	399/498 (80%)	395 (99%)	4 (1%)	76	88
1	f	399/498 (80%)	395 (99%)	4 (1%)	76	88
1	g	399/498 (80%)	395 (99%)	4 (1%)	76	88
1	h	399/498 (80%)	395 (99%)	4 (1%)	76	88
1	i	399/498 (80%)	395 (99%)	4 (1%)	76	88
1	j	399/498 (80%)	395 (99%)	4 (1%)	76	88
1	k	399/498 (80%)	395 (99%)	4 (1%)	76	88
1	l	399/498 (80%)	395 (99%)	4 (1%)	76	88
1	m	399/498 (80%)	395 (99%)	4 (1%)	76	88
1	n	399/498 (80%)	395 (99%)	4 (1%)	76	88
1	o	399/498 (80%)	395 (99%)	4 (1%)	76	88
1	p	399/498 (80%)	395 (99%)	4 (1%)	76	88
1	q	399/498 (80%)	395 (99%)	4 (1%)	76	88
1	r	399/498 (80%)	395 (99%)	4 (1%)	76	88
1	s	399/498 (80%)	395 (99%)	4 (1%)	76	88
1	t	399/498 (80%)	395 (99%)	4 (1%)	76	88
1	u	399/498 (80%)	395 (99%)	4 (1%)	76	88

*Continued on next page...*

*Continued from previous page...*

Mol	Chain	Analysed	Rotameric	Outliers	Percentiles	
1	v	399/498 (80%)	395 (99%)	4 (1%)	76	88
1	w	399/498 (80%)	395 (99%)	4 (1%)	76	88
1	x	399/498 (80%)	395 (99%)	4 (1%)	76	88
1	y	399/498 (80%)	395 (99%)	4 (1%)	76	88
1	z	399/498 (80%)	395 (99%)	4 (1%)	76	88
All	All	23940/29880 (80%)	23700 (99%)	240 (1%)	77	88

All (240) residues with a non-rotameric sidechain are listed below:

Mol	Chain	Res	Type
1	z	56	ARG
1	z	98	ASN
1	z	133	ASN
1	z	535	ARG
1	A	56	ARG
1	A	98	ASN
1	A	133	ASN
1	A	535	ARG
1	B	56	ARG
1	B	98	ASN
1	B	133	ASN
1	B	535	ARG
1	C	56	ARG
1	C	98	ASN
1	C	133	ASN
1	C	535	ARG
1	D	56	ARG
1	D	98	ASN
1	D	133	ASN
1	D	535	ARG
1	E	56	ARG
1	E	98	ASN
1	E	133	ASN
1	E	535	ARG
1	F	56	ARG
1	F	98	ASN
1	F	133	ASN
1	F	535	ARG
1	G	56	ARG
1	G	98	ASN

*Continued on next page...*



*Continued from previous page...*

<b>Mol</b>	<b>Chain</b>	<b>Res</b>	<b>Type</b>
1	G	133	ASN
1	G	535	ARG
1	H	56	ARG
1	H	98	ASN
1	H	133	ASN
1	H	535	ARG
1	I	56	ARG
1	I	98	ASN
1	I	133	ASN
1	I	535	ARG
1	J	56	ARG
1	J	98	ASN
1	J	133	ASN
1	J	535	ARG
1	K	56	ARG
1	K	98	ASN
1	K	133	ASN
1	K	535	ARG
1	L	56	ARG
1	L	98	ASN
1	L	133	ASN
1	L	535	ARG
1	M	56	ARG
1	M	98	ASN
1	M	133	ASN
1	M	535	ARG
1	N	56	ARG
1	N	98	ASN
1	N	133	ASN
1	N	535	ARG
1	O	56	ARG
1	O	98	ASN
1	O	133	ASN
1	O	535	ARG
1	P	56	ARG
1	P	98	ASN
1	P	133	ASN
1	P	535	ARG
1	Q	56	ARG
1	Q	98	ASN
1	Q	133	ASN
1	Q	535	ARG

*Continued on next page...*

*Continued from previous page...*

<b>Mol</b>	<b>Chain</b>	<b>Res</b>	<b>Type</b>
1	R	56	ARG
1	R	98	ASN
1	R	133	ASN
1	R	535	ARG
1	S	56	ARG
1	S	98	ASN
1	S	133	ASN
1	S	535	ARG
1	T	56	ARG
1	T	98	ASN
1	T	133	ASN
1	T	535	ARG
1	V	56	ARG
1	V	98	ASN
1	V	133	ASN
1	V	535	ARG
1	W	56	ARG
1	W	98	ASN
1	W	133	ASN
1	W	535	ARG
1	X	56	ARG
1	X	98	ASN
1	X	133	ASN
1	X	535	ARG
1	Y	56	ARG
1	Y	98	ASN
1	Y	133	ASN
1	Y	535	ARG
1	Z	56	ARG
1	Z	98	ASN
1	Z	133	ASN
1	Z	535	ARG
1	a	56	ARG
1	a	98	ASN
1	a	133	ASN
1	a	535	ARG
1	b	56	ARG
1	b	98	ASN
1	b	133	ASN
1	b	535	ARG
1	c	56	ARG
1	c	98	ASN

*Continued on next page...*

*Continued from previous page...*

<b>Mol</b>	<b>Chain</b>	<b>Res</b>	<b>Type</b>
1	c	133	ASN
1	c	535	ARG
1	d	56	ARG
1	d	98	ASN
1	d	133	ASN
1	d	535	ARG
1	e	56	ARG
1	e	98	ASN
1	e	133	ASN
1	e	535	ARG
1	f	56	ARG
1	f	98	ASN
1	f	133	ASN
1	f	535	ARG
1	g	56	ARG
1	g	98	ASN
1	g	133	ASN
1	g	535	ARG
1	h	56	ARG
1	h	98	ASN
1	h	133	ASN
1	h	535	ARG
1	i	56	ARG
1	i	98	ASN
1	i	133	ASN
1	i	535	ARG
1	j	56	ARG
1	j	98	ASN
1	j	133	ASN
1	j	535	ARG
1	k	56	ARG
1	k	98	ASN
1	k	133	ASN
1	k	535	ARG
1	l	56	ARG
1	l	98	ASN
1	l	133	ASN
1	l	535	ARG
1	m	56	ARG
1	m	98	ASN
1	m	133	ASN
1	m	535	ARG

*Continued on next page...*

*Continued from previous page...*

<b>Mol</b>	<b>Chain</b>	<b>Res</b>	<b>Type</b>
1	n	56	ARG
1	n	98	ASN
1	n	133	ASN
1	n	535	ARG
1	o	56	ARG
1	o	98	ASN
1	o	133	ASN
1	o	535	ARG
1	p	56	ARG
1	p	98	ASN
1	p	133	ASN
1	p	535	ARG
1	q	56	ARG
1	q	98	ASN
1	q	133	ASN
1	q	535	ARG
1	r	56	ARG
1	r	98	ASN
1	r	133	ASN
1	r	535	ARG
1	s	56	ARG
1	s	98	ASN
1	s	133	ASN
1	s	535	ARG
1	t	56	ARG
1	t	98	ASN
1	t	133	ASN
1	t	535	ARG
1	u	56	ARG
1	u	98	ASN
1	u	133	ASN
1	u	535	ARG
1	v	56	ARG
1	v	98	ASN
1	v	133	ASN
1	v	535	ARG
1	w	56	ARG
1	w	98	ASN
1	w	133	ASN
1	w	535	ARG
1	x	56	ARG
1	x	98	ASN

*Continued on next page...*

*Continued from previous page...*

<b>Mol</b>	<b>Chain</b>	<b>Res</b>	<b>Type</b>
1	x	133	ASN
1	x	535	ARG
1	y	56	ARG
1	y	98	ASN
1	y	133	ASN
1	y	535	ARG
1	1	56	ARG
1	1	98	ASN
1	1	133	ASN
1	1	535	ARG
1	2	56	ARG
1	2	98	ASN
1	2	133	ASN
1	2	535	ARG
1	3	56	ARG
1	3	98	ASN
1	3	133	ASN
1	3	535	ARG
1	4	56	ARG
1	4	98	ASN
1	4	133	ASN
1	4	535	ARG
1	5	56	ARG
1	5	98	ASN
1	5	133	ASN
1	5	535	ARG
1	6	56	ARG
1	6	98	ASN
1	6	133	ASN
1	6	535	ARG
1	7	56	ARG
1	7	98	ASN
1	7	133	ASN
1	7	535	ARG
1	8	56	ARG
1	8	98	ASN
1	8	133	ASN
1	8	535	ARG
1	9	56	ARG
1	9	98	ASN
1	9	133	ASN
1	9	535	ARG

Sometimes sidechains can be flipped to improve hydrogen bonding and reduce clashes. All (260) such sidechains are listed below:

Mol	Chain	Res	Type
1	z	97	GLN
1	z	98	ASN
1	z	214	GLN
1	z	507	ASN
1	A	97	GLN
1	A	98	ASN
1	A	214	GLN
1	A	507	ASN
1	B	97	GLN
1	B	98	ASN
1	B	214	GLN
1	B	467	GLN
1	B	507	ASN
1	C	97	GLN
1	C	98	ASN
1	C	214	GLN
1	C	507	ASN
1	D	97	GLN
1	D	98	ASN
1	D	214	GLN
1	D	507	ASN
1	E	97	GLN
1	E	98	ASN
1	E	214	GLN
1	E	507	ASN
1	F	97	GLN
1	F	98	ASN
1	F	214	GLN
1	F	467	GLN
1	F	507	ASN
1	G	97	GLN
1	G	98	ASN
1	G	214	GLN
1	G	507	ASN
1	H	97	GLN
1	H	98	ASN
1	H	214	GLN
1	H	507	ASN
1	I	97	GLN
1	I	98	ASN
1	I	214	GLN

*Continued on next page...*

*Continued from previous page...*

<b>Mol</b>	<b>Chain</b>	<b>Res</b>	<b>Type</b>
1	I	467	GLN
1	I	507	ASN
1	J	97	GLN
1	J	98	ASN
1	J	214	GLN
1	J	507	ASN
1	K	97	GLN
1	K	98	ASN
1	K	214	GLN
1	K	507	ASN
1	L	97	GLN
1	L	98	ASN
1	L	214	GLN
1	L	467	GLN
1	L	507	ASN
1	M	97	GLN
1	M	98	ASN
1	M	214	GLN
1	M	507	ASN
1	N	97	GLN
1	N	98	ASN
1	N	214	GLN
1	N	467	GLN
1	N	507	ASN
1	O	97	GLN
1	O	98	ASN
1	O	214	GLN
1	O	467	GLN
1	O	507	ASN
1	P	97	GLN
1	P	98	ASN
1	P	214	GLN
1	P	467	GLN
1	P	507	ASN
1	Q	97	GLN
1	Q	98	ASN
1	Q	214	GLN
1	Q	507	ASN
1	R	97	GLN
1	R	98	ASN
1	R	214	GLN
1	R	507	ASN

*Continued on next page...*

*Continued from previous page...*

<b>Mol</b>	<b>Chain</b>	<b>Res</b>	<b>Type</b>
1	S	97	GLN
1	S	98	ASN
1	S	214	GLN
1	S	507	ASN
1	T	97	GLN
1	T	98	ASN
1	T	214	GLN
1	T	467	GLN
1	T	507	ASN
1	V	97	GLN
1	V	98	ASN
1	V	214	GLN
1	V	467	GLN
1	V	507	ASN
1	W	97	GLN
1	W	98	ASN
1	W	214	GLN
1	W	467	GLN
1	W	507	ASN
1	X	97	GLN
1	X	98	ASN
1	X	214	GLN
1	X	507	ASN
1	Y	97	GLN
1	Y	98	ASN
1	Y	214	GLN
1	Y	507	ASN
1	Z	97	GLN
1	Z	98	ASN
1	Z	214	GLN
1	Z	507	ASN
1	a	97	GLN
1	a	98	ASN
1	a	214	GLN
1	a	507	ASN
1	b	97	GLN
1	b	98	ASN
1	b	214	GLN
1	b	467	GLN
1	b	507	ASN
1	c	97	GLN
1	c	98	ASN

*Continued on next page...*



*Continued from previous page...*

<b>Mol</b>	<b>Chain</b>	<b>Res</b>	<b>Type</b>
1	c	214	GLN
1	c	467	GLN
1	c	507	ASN
1	d	97	GLN
1	d	98	ASN
1	d	214	GLN
1	d	467	GLN
1	d	507	ASN
1	e	97	GLN
1	e	98	ASN
1	e	214	GLN
1	e	507	ASN
1	f	97	GLN
1	f	98	ASN
1	f	214	GLN
1	f	507	ASN
1	g	97	GLN
1	g	98	ASN
1	g	214	GLN
1	g	507	ASN
1	h	97	GLN
1	h	98	ASN
1	h	214	GLN
1	h	507	ASN
1	i	97	GLN
1	i	98	ASN
1	i	214	GLN
1	i	507	ASN
1	j	97	GLN
1	j	98	ASN
1	j	214	GLN
1	j	507	ASN
1	k	97	GLN
1	k	98	ASN
1	k	214	GLN
1	k	507	ASN
1	l	97	GLN
1	l	98	ASN
1	l	214	GLN
1	l	467	GLN
1	l	507	ASN
1	m	97	GLN

*Continued on next page...*

*Continued from previous page...*

<b>Mol</b>	<b>Chain</b>	<b>Res</b>	<b>Type</b>
1	m	98	ASN
1	m	214	GLN
1	m	507	ASN
1	n	97	GLN
1	n	98	ASN
1	n	214	GLN
1	n	507	ASN
1	o	97	GLN
1	o	98	ASN
1	o	214	GLN
1	o	507	ASN
1	p	97	GLN
1	p	98	ASN
1	p	214	GLN
1	p	507	ASN
1	q	97	GLN
1	q	98	ASN
1	q	214	GLN
1	q	467	GLN
1	q	507	ASN
1	r	97	GLN
1	r	98	ASN
1	r	214	GLN
1	r	507	ASN
1	s	97	GLN
1	s	98	ASN
1	s	214	GLN
1	s	507	ASN
1	t	97	GLN
1	t	98	ASN
1	t	214	GLN
1	t	507	ASN
1	u	97	GLN
1	u	98	ASN
1	u	214	GLN
1	u	507	ASN
1	v	97	GLN
1	v	98	ASN
1	v	214	GLN
1	v	507	ASN
1	w	97	GLN
1	w	98	ASN

*Continued on next page...*

*Continued from previous page...*

<b>Mol</b>	<b>Chain</b>	<b>Res</b>	<b>Type</b>
1	w	214	GLN
1	w	507	ASN
1	x	97	GLN
1	x	98	ASN
1	x	214	GLN
1	x	467	GLN
1	x	507	ASN
1	y	97	GLN
1	y	98	ASN
1	y	214	GLN
1	y	467	GLN
1	y	507	ASN
1	1	97	GLN
1	1	98	ASN
1	1	214	GLN
1	1	507	ASN
1	2	97	GLN
1	2	98	ASN
1	2	214	GLN
1	2	507	ASN
1	3	97	GLN
1	3	98	ASN
1	3	214	GLN
1	3	467	GLN
1	3	507	ASN
1	4	97	GLN
1	4	98	ASN
1	4	214	GLN
1	4	507	ASN
1	5	97	GLN
1	5	98	ASN
1	5	214	GLN
1	5	507	ASN
1	6	97	GLN
1	6	98	ASN
1	6	214	GLN
1	6	507	ASN
1	7	97	GLN
1	7	98	ASN
1	7	214	GLN
1	7	507	ASN
1	8	97	GLN

*Continued on next page...*

*Continued from previous page...*

Mol	Chain	Res	Type
1	8	98	ASN
1	8	214	GLN
1	8	467	GLN
1	8	507	ASN
1	9	97	GLN
1	9	98	ASN
1	9	214	GLN
1	9	467	GLN
1	9	507	ASN

### 5.3.3 RNA [i](#)

There are no RNA molecules in this entry.

### 5.4 Non-standard residues in protein, DNA, RNA chains [i](#)

There are no non-standard protein/DNA/RNA residues in this entry.

### 5.5 Carbohydrates [i](#)

There are no monosaccharides in this entry.

### 5.6 Ligand geometry [i](#)

There are no ligands in this entry.

### 5.7 Other polymers [i](#)

There are no such residues in this entry.

### 5.8 Polymer linkage issues [i](#)

There are no chain breaks in this entry.

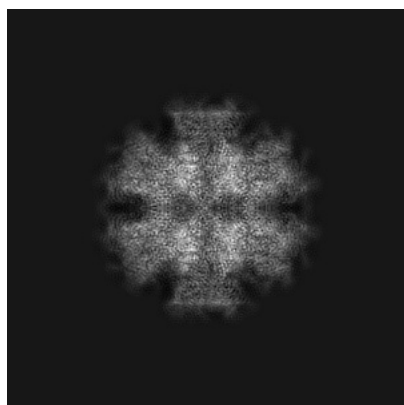
## 6 Map visualisation [i](#)

This section contains visualisations of the EMDB entry EMD-0198. These allow visual inspection of the internal detail of the map and identification of artifacts.


No raw map or half-maps were deposited for this entry and therefore no images, graphs, etc. pertaining to the raw map can be shown.

### 6.1 Orthogonal projections [i](#)

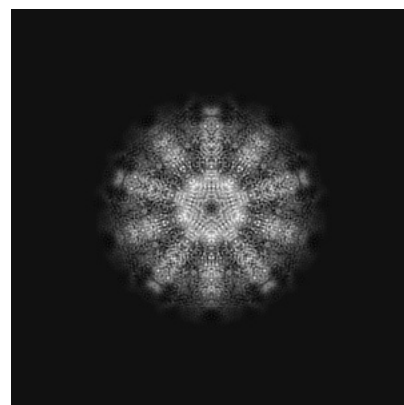
#### 6.1.1 Primary map



X



Y




Z

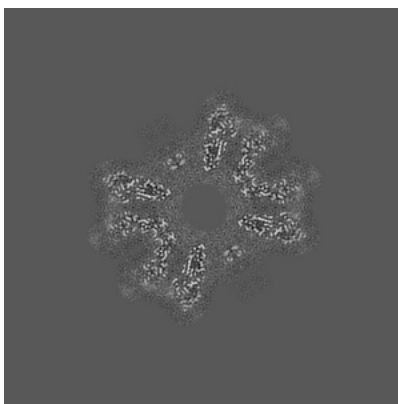
The images above show the map projected in three orthogonal directions.

### 6.2 Central slices [i](#)


#### 6.2.1 Primary map



X Index: 240



Y Index: 240




Z Index: 240

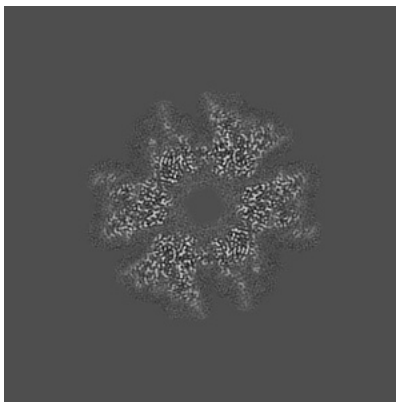
The images above show central slices of the map in three orthogonal directions.

## 6.3 Largest variance slices [i](#)


### 6.3.1 Primary map



X Index: 242



Y Index: 224

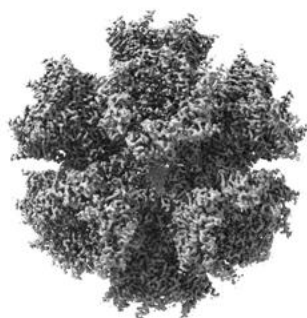


Z Index: 209

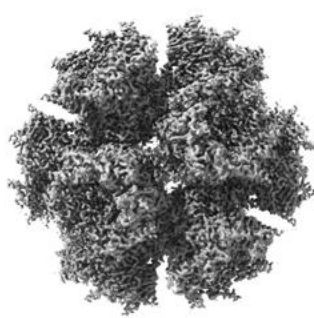
The images above show the largest variance slices of the map in three orthogonal directions.

## 6.4 Orthogonal surface views [i](#)

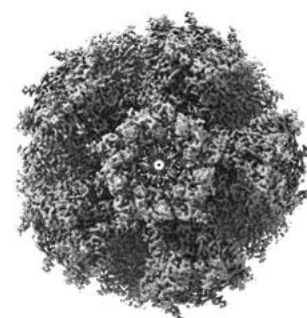
### 6.4.1 Primary map



X



Y



Z

The images above show the 3D surface view of the map at the recommended contour level 0.0375. These images, in conjunction with the slice images, may facilitate assessment of whether an appropriate contour level has been provided.

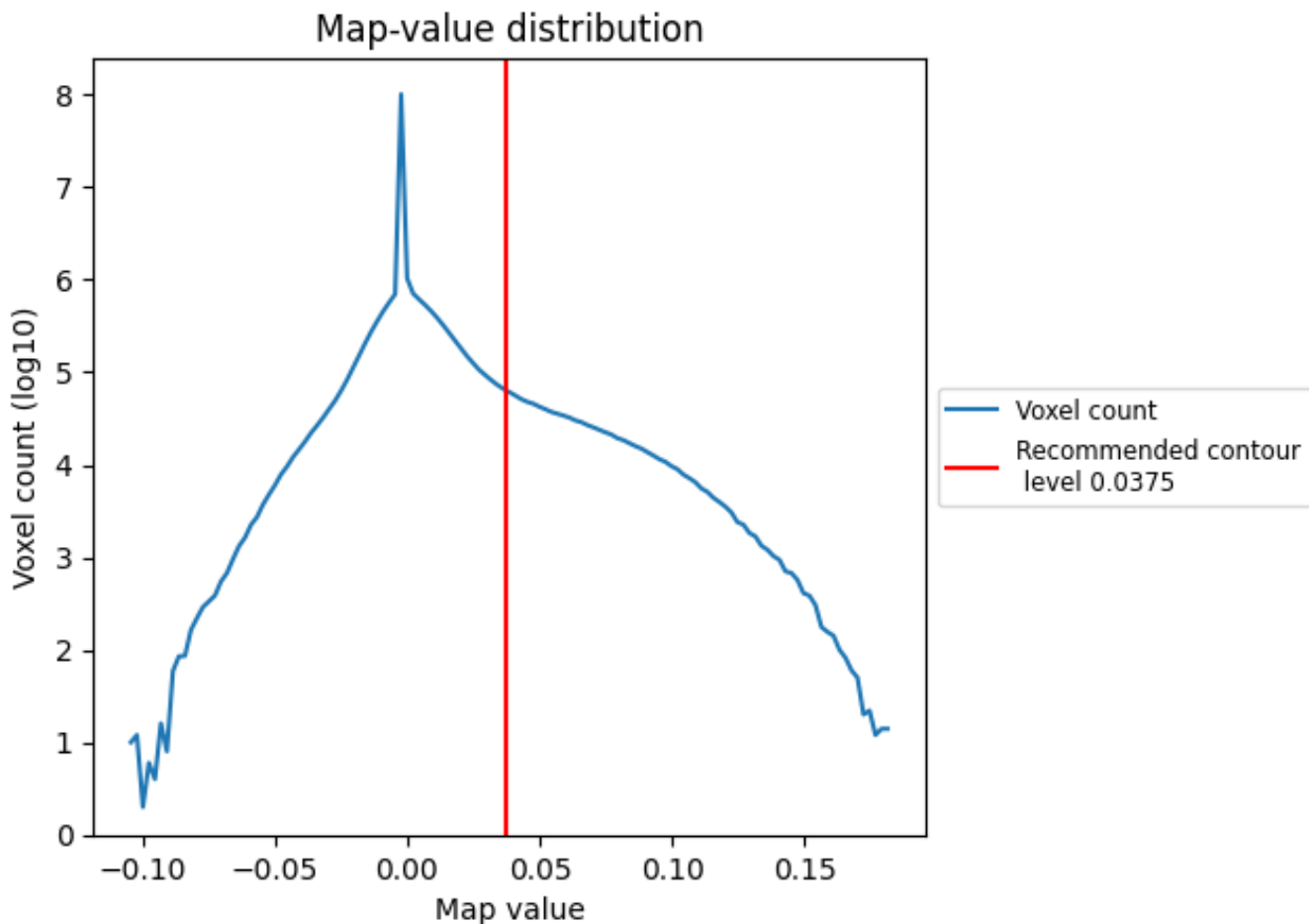
## 6.5 Mask visualisation

This section was not generated. No masks/segmentation were deposited.

## 7 Map analysis [i](#)

This section contains the results of statistical analysis of the map.

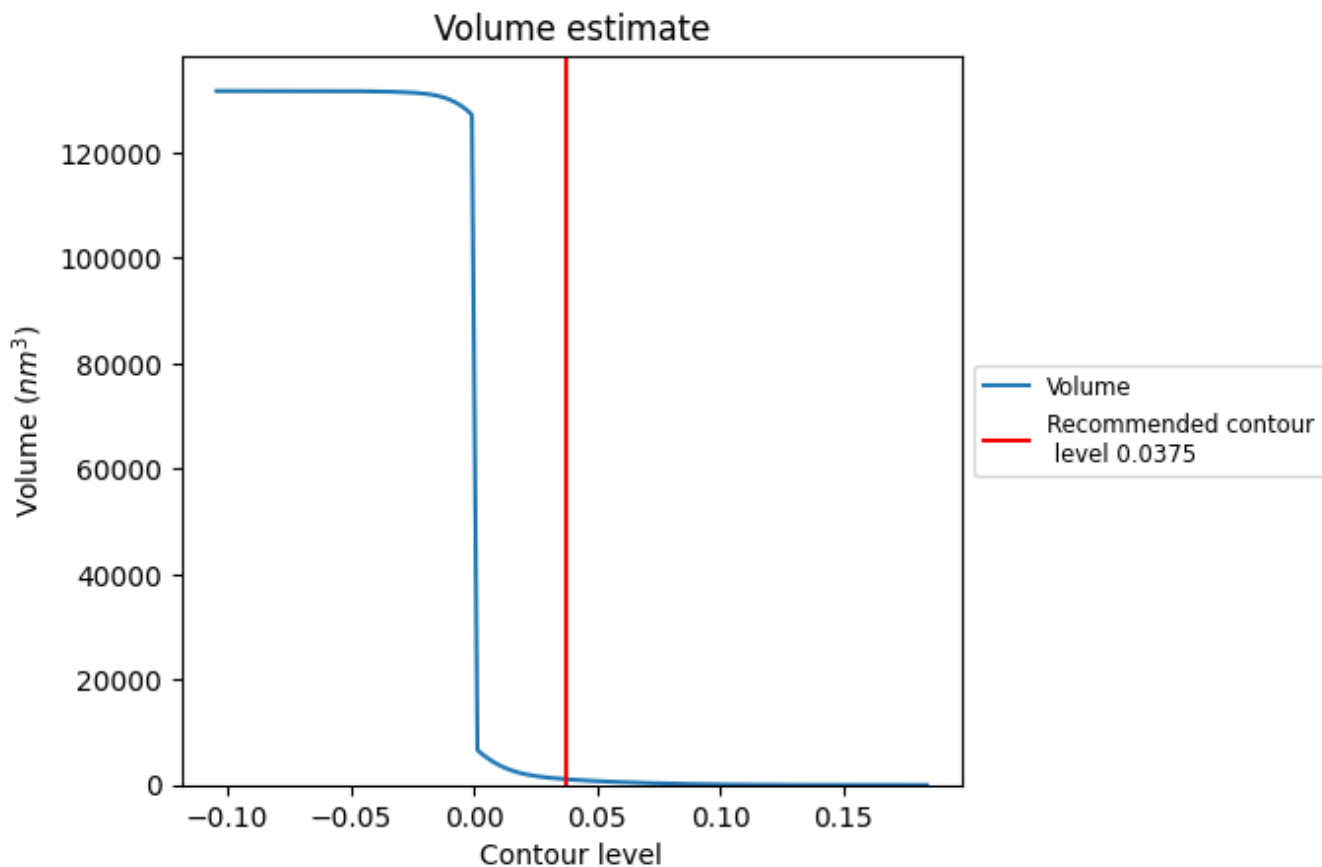
### 7.1 Map-value distribution [i](#)



The map-value distribution is plotted in 128 intervals along the x-axis. The y-axis is logarithmic. A spike in this graph at zero usually indicates that the volume has been masked.



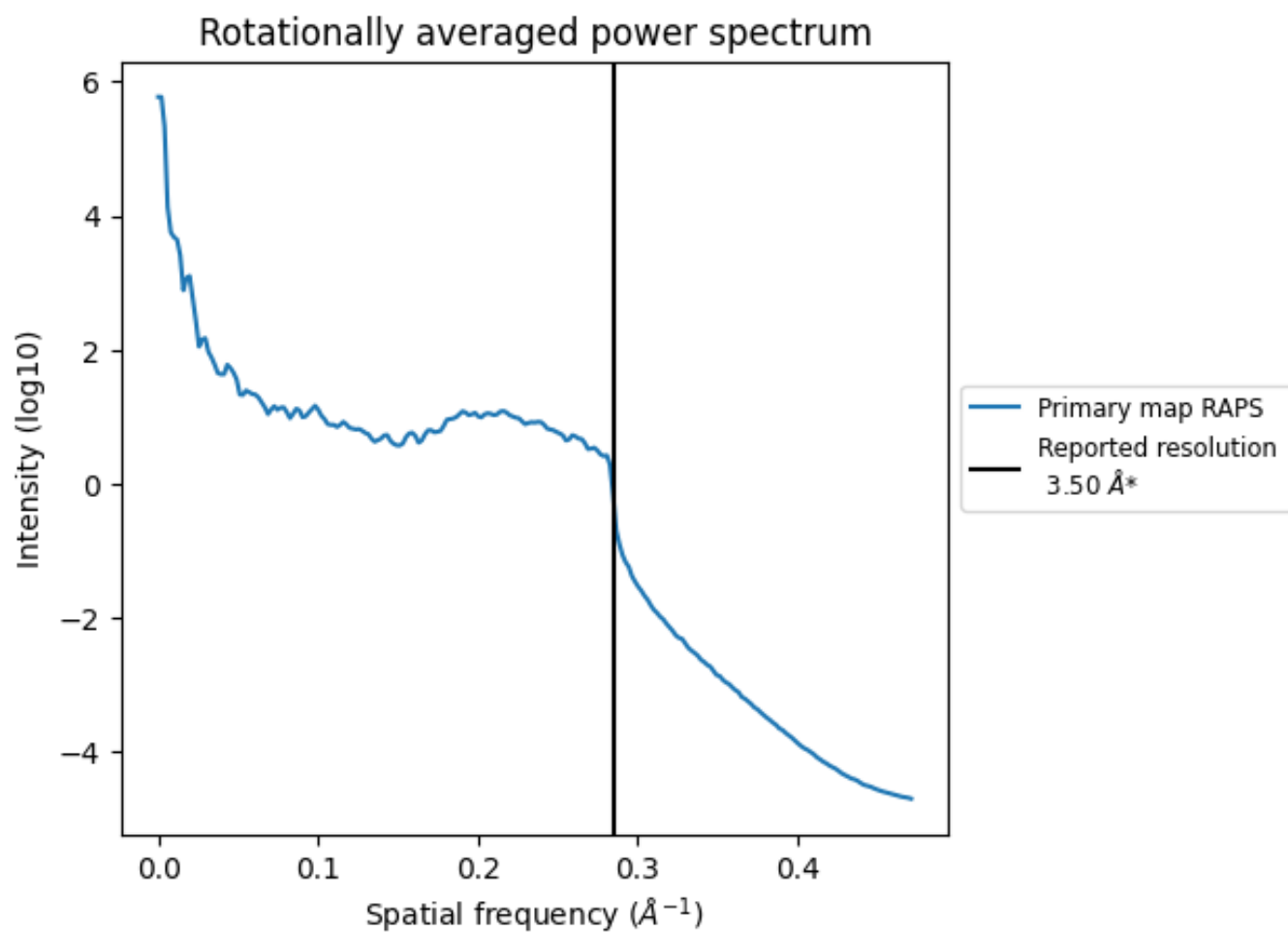
## 7.2 Volume estimate [i](#)



The volume at the recommended contour level is 1083  $\text{nm}^3$ ; this corresponds to an approximate mass of 979 kDa.

The volume estimate graph shows how the enclosed volume varies with the contour level. The recommended contour level is shown as a vertical line and the intersection between the line and the curve gives the volume of the enclosed surface at the given level.

### 7.3 Rotationally averaged power spectrum [i](#)

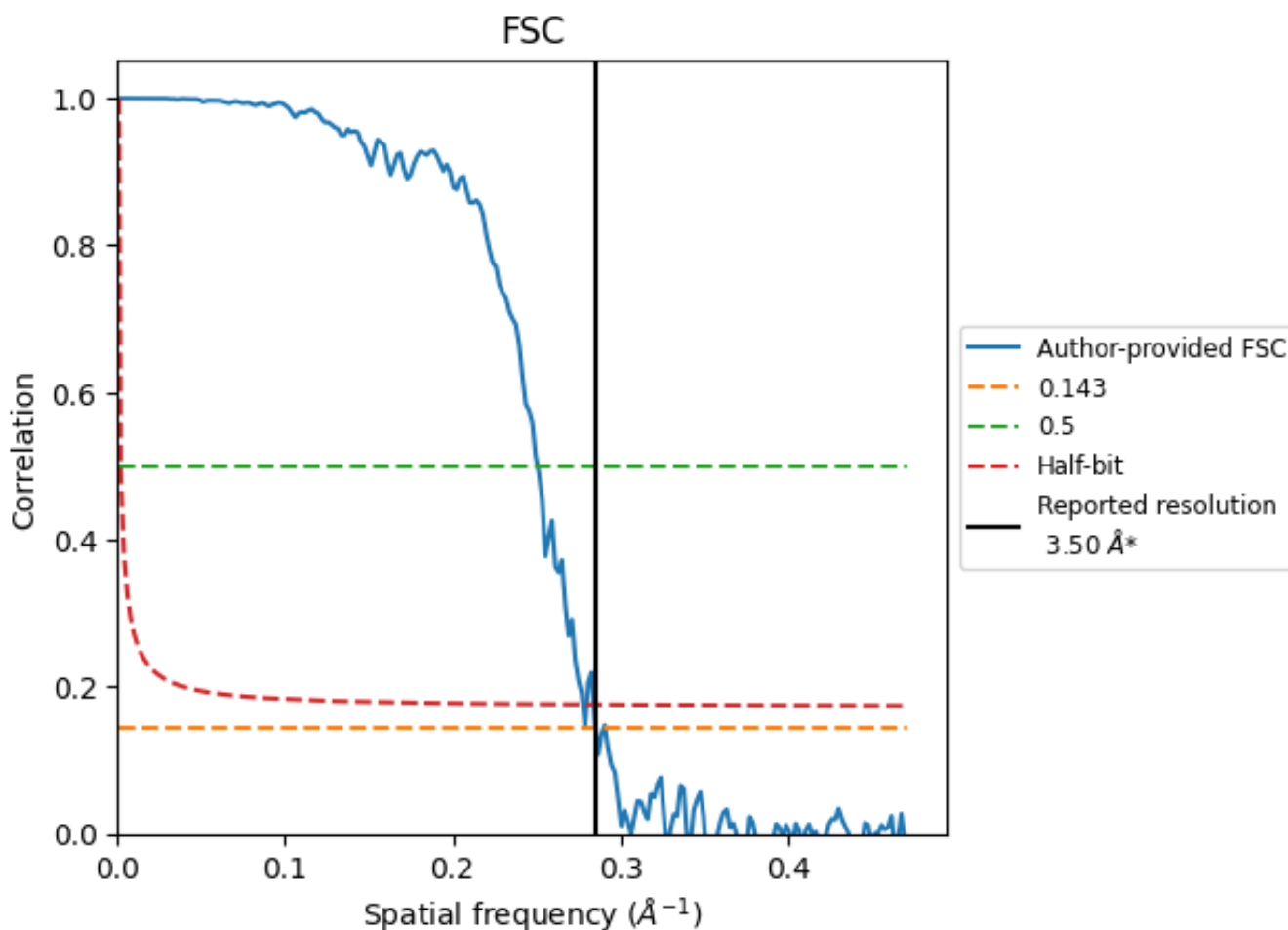


\*Reported resolution corresponds to spatial frequency of  $0.286 \text{\AA}^{-1}$

## 8 Fourier-Shell correlation [i](#)

Fourier-Shell Correlation (FSC) is the most commonly used method to estimate the resolution of single-particle and subtomogram-averaged maps. The shape of the curve depends on the imposed symmetry, mask and whether or not the two 3D reconstructions used were processed from a common reference. The reported resolution is shown as a black line. A curve is displayed for the half-bit criterion in addition to lines showing the 0.143 gold standard cut-off and 0.5 cut-off.

### 8.1 FSC [i](#)



\*Reported resolution corresponds to spatial frequency of 0.286 Å<sup>-1</sup>

## 8.2 Resolution estimates [i](#)

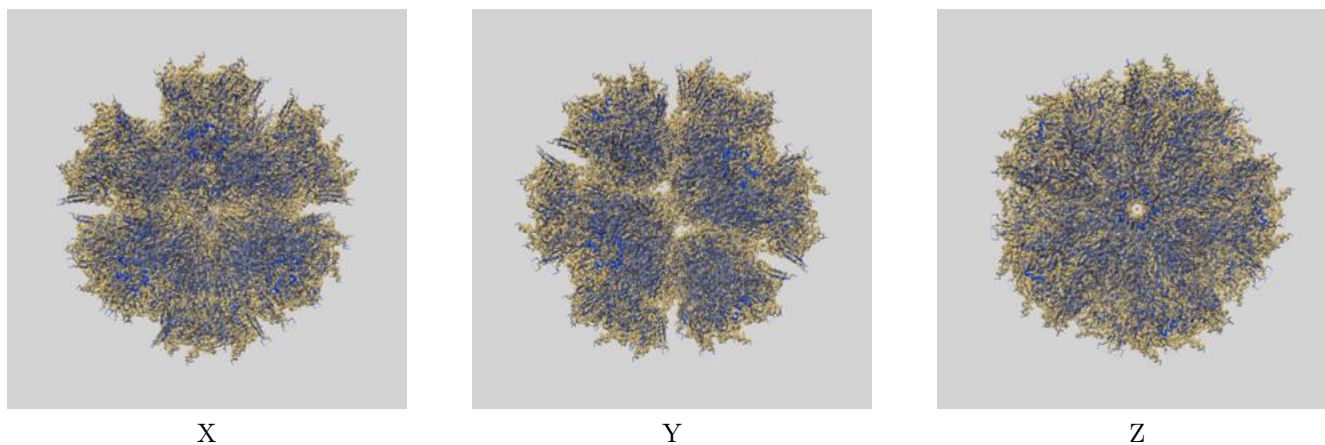
Resolution estimate (Å)	Estimation criterion (FSC cut-off)		
	0.143	0.5	Half-bit
Reported by author	3.50	-	-
Author-provided FSC curve	3.50	3.99	3.60
Unmasked-calculated*	-	-	-

\*Resolution estimate based on FSC curve calculated by comparison of deposited half-maps.

## 9 Map-model fit [i](#)

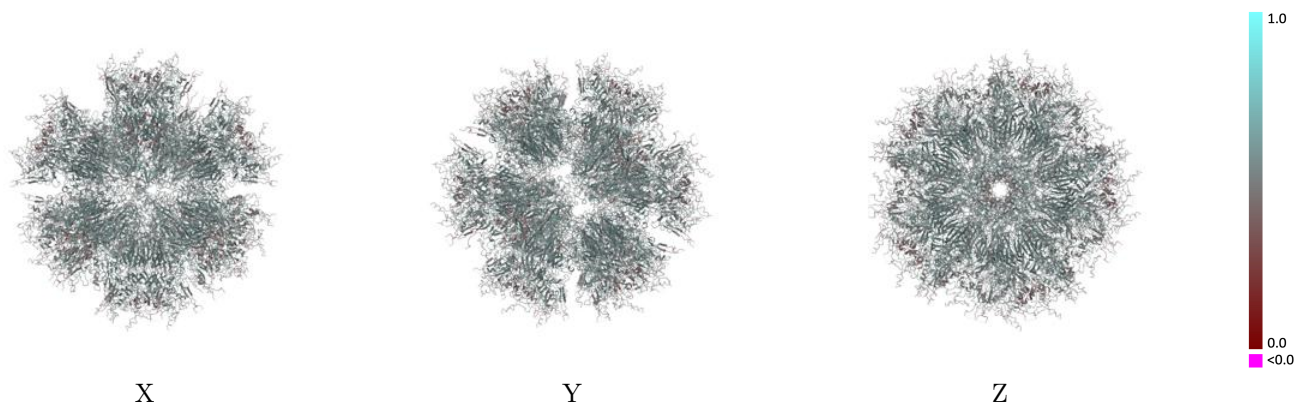
This section contains information regarding the fit between EMDB map EMD-0198 and PDB model 6HCR. Per-residue inclusion information can be found in section 3 on page 31.

### 9.1 Map-model overlay [i](#)



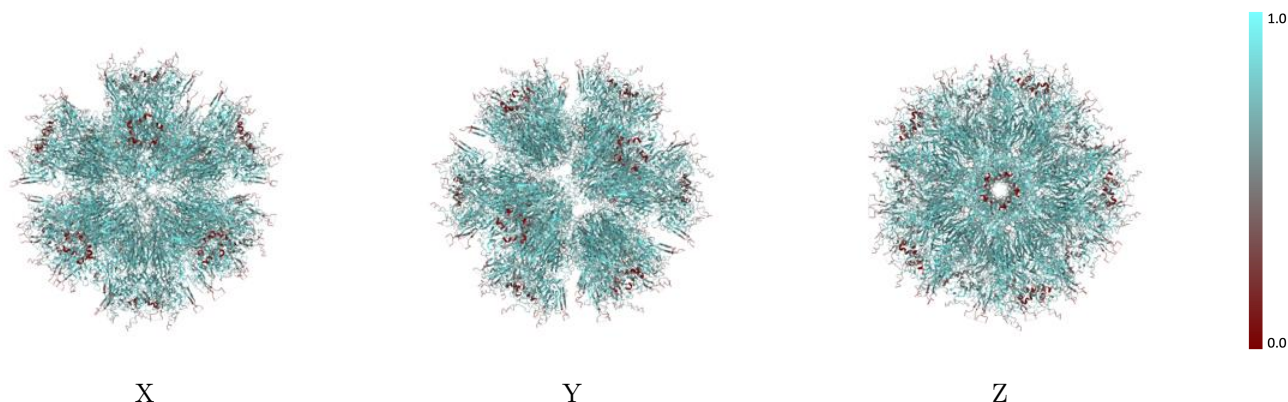
The images above show the 3D surface view of the map at the recommended contour level 0.0375 at 50% transparency in yellow overlaid with a ribbon representation of the model coloured in blue. These images allow for the visual assessment of the quality of fit between the atomic model and the map.

## 9.2 Q-score mapped to coordinate model [i](#)



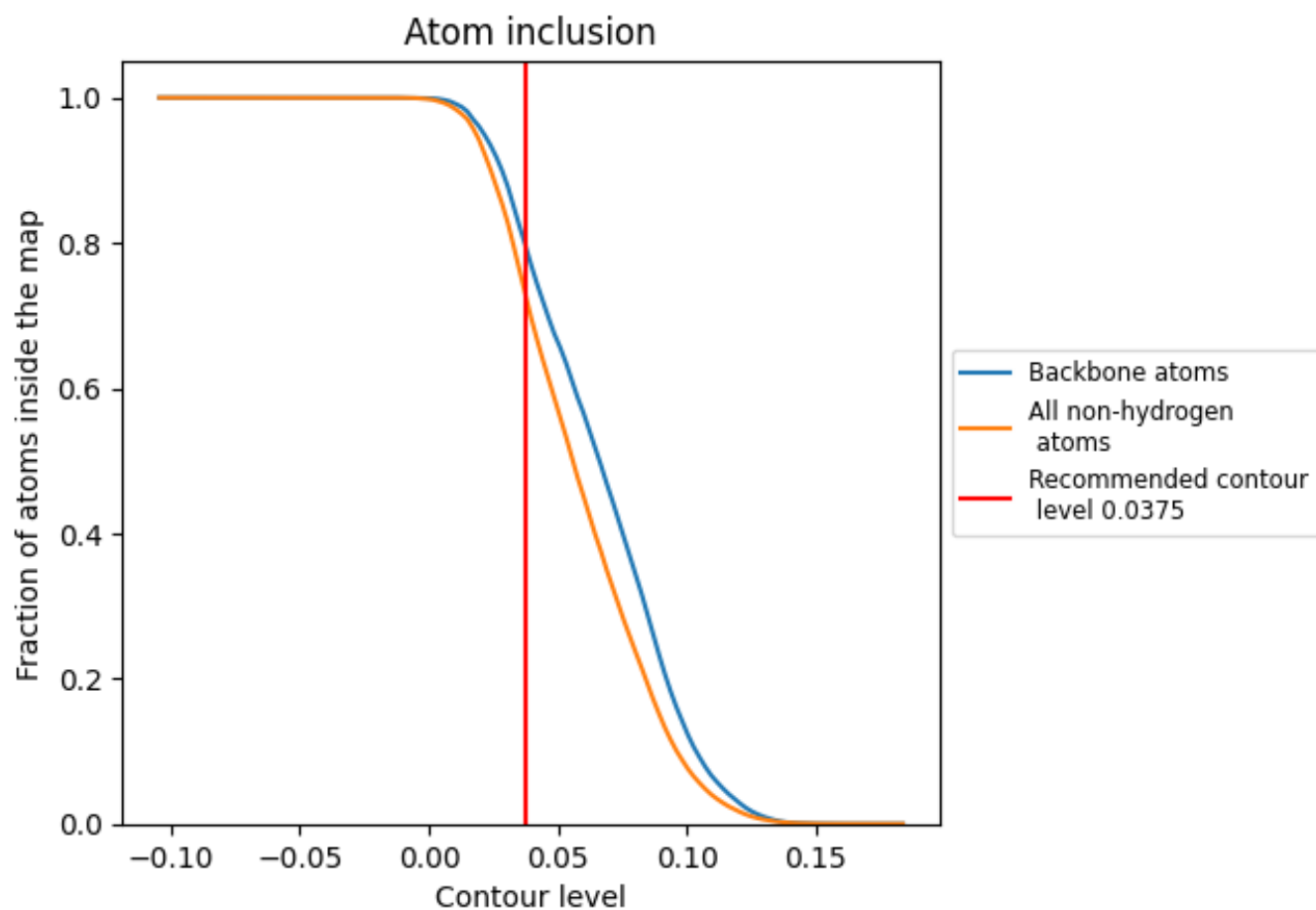
The images above show the model with each residue coloured according to its Q-score. This shows their resolvability in the map with higher Q-score values reflecting better resolvability. Please note: Q-score is calculating the resolvability of atoms, and thus high values are only expected at resolutions at which atoms can be resolved. Low Q-score values may therefore be expected for many entries.

## 9.3 Atom inclusion mapped to coordinate model [i](#)



The images above show the model with each residue coloured according to its atom inclusion. This shows to what extent they are inside the map at the recommended contour level (0.0375).







































































## 9.4 Atom inclusion [i](#)



At the recommended contour level, 80% of all backbone atoms, 73% of all non-hydrogen atoms, are inside the map.

## 9.5 Map-model fit summary

The table lists the average atom inclusion at the recommended contour level (0.0375) and Q-score for the entire model and for each chain.





















































Chain	Atom inclusion	Q-score
All	 0.7288	 0.5180
1	 0.7277	 0.5190
2	 0.7309	 0.5190
3	 0.7263	 0.5170
4	 0.7306	 0.5190
5	 0.7283	 0.5170
6	 0.7306	 0.5170
7	 0.7312	 0.5180
8	 0.7277	 0.5170
9	 0.7254	 0.5180
A	 0.7277	 0.5170
B	 0.7277	 0.5170
C	 0.7289	 0.5180
D	 0.7326	 0.5170
E	 0.7306	 0.5180
F	 0.7297	 0.5180
G	 0.7297	 0.5180
H	 0.7283	 0.5190
I	 0.7306	 0.5180
J	 0.7294	 0.5180
K	 0.7269	 0.5190
L	 0.7312	 0.5180
M	 0.7277	 0.5170
N	 0.7274	 0.5170
O	 0.7280	 0.5180
P	 0.7317	 0.5200
Q	 0.7251	 0.5190
R	 0.7292	 0.5190
S	 0.7266	 0.5170
T	 0.7266	 0.5180
V	 0.7283	 0.5170
W	 0.7271	 0.5180
X	 0.7297	 0.5170
Y	 0.7320	 0.5180
Z	 0.7269	 0.5180



*Continued on next page...*



Continued from previous page...

Chain	Atom inclusion	Q-score
a	 0.7306	 0.5180
b	 0.7297	 0.5170
c	 0.7297	 0.5180
d	 0.7294	 0.5190
e	 0.7320	 0.5180
f	 0.7274	 0.5190
g	 0.7315	 0.5180
h	 0.7248	 0.5180
i	 0.7286	 0.5160
j	 0.7292	 0.5170
k	 0.7286	 0.5180
l	 0.7317	 0.5180
m	 0.7283	 0.5180
n	 0.7300	 0.5180
o	 0.7280	 0.5180
p	 0.7277	 0.5170
q	 0.7312	 0.5160
r	 0.7274	 0.5190
s	 0.7294	 0.5190
t	 0.7274	 0.5160
u	 0.7271	 0.5180
v	 0.7274	 0.5190
w	 0.7292	 0.5180
x	 0.7303	 0.5180
y	 0.7277	 0.5180
z	 0.7280	 0.5180